

## REFERENCES

- Anderson Neil J., 2008, *Active: Skills of Reading*. China: Heinle.
- Artono Wadiman, et.al. 2008. *English in Focus*. Jakarta: PT Pustaka Tiga Kelana.
- Brown Douglas. 2004, *Language Assesment: Principles and Classroom practice*. San Francisco.
- Catherine E., 2002, *Reading for Understanding: Toward an R & D Program in Reading Comprehension*, RAND.
- Cohen Lois, et.al., 2007, *Research Method in Education*, New York: Rouletdge.
- Commonwealth of Australia, 1999, *Programming and Strategies Handbook*. NSW.
- Dewi Rafika, et.al., 2013, *Reading*, Medan: Unimed Press.
- Grabe William and Fredricka L., Stooler, 2002, *Teaching and Researching Reading*. England: Longman.
- Heilman Arthur W., 2005, *Principles and Practices of Teaching Reading*. USA: Charles E. Merril Publishing Company.
- Knapp Peter and Megan Watkins, 2005, *Genre, Text, Grammar: Technologies for Teaching and Assessing Writing*. Australia: UNSW Press.
- Longman, 2000, *Teaching by Principles: An Interactive Approach to Language Pedagogy*. California: Longman.
- Longman, 2000, *Teaching by Principles: An Interactive Approach to Language Pedagogy*, California: Longman.
- Mikulecky Beatrice S., 1990, *A Short in Teaching Reading Skills*, USA: Addison Wesley Publishing Company.
- Professional Development Service for Teachers, 2012, *The Reading Process*, Snow.
- Rude, Robert, et.el., 2015, *How To Teach Reading*, (Entwisle: The Worit of Reading).
- S Caldwell, JoAnne, 2008, *Comprehension Assessment*, New York: The Guilford Press.
- Shoimin, Aris, 2014, *Model Pembelajaran Inovatif Dalam Kurikulum 2013*,

Yogyakarta: Ar-Ruzz Media.

Sugiyono, 2010, *Metode Penelitian Kuantitatif Kualitatif dan R&D*, Bandung: Alfabeta.

Sugiyono. 2010, *Metode Penelitian Kuantitatif Kualitatif dan R&D*. Bandung: Alfabeta.



## APPENDIX I

### LESSON PLAN

#### Cycle I

School Name : SMP Negeri 1 Babel

Subject : English

Class VIII

Skill : Reading

Time Allocation : 2 X 40 Minutes

#### A. Standard competency

Understanding the meaning of short functional text and essays in form of narrative, spoof, and hortatory exposition to access knowledge in daily life context.

#### B. Basic Competence

Responding meaning and rhetorical structure in essays forms by using variety of written language accurately, fluently, and acceptably to access knowledge in daily life context in form of narrative, spoof, and hortatory exposition.

#### C. Indicator

##### 1. Cognitive

##### a. Process

- Define Narrative text
- Identify generic structures of Narrative text
- Identify language features of Narrative text
- Identify main ideas of Narrative text
- Identify meaning of Narrative text

##### b. Product

- Answer question which are related to Narrative text
- Students read the text about Narrative text
- Students find the generic structure of text

##### 2. Affective

- Characters : Students are able honest, creative, critical and logical,

responsible.

- Social skill : Students are able asking question, giving idea and opinion, communicating in a good manner.

### 3. Psychomotor

- Read narrative text
- Find main ideas of narrative text
- Find generic structure of narrative text
- Find language feature of narrative text.

## D. Material

### 1. Narrative Text

A narrative text is an imaginative story to entertain people.

### 2. The generic structure of Narrative text:

- Orientation: It is about the opening paragraph where the characters of the story are introduced. (person, time, and place).
- Complication : where the problems in the story developed.
- Resolution : where the problems in the story is solved.
- Sometimes (generic structure) narrative text can be contained:
- Re-orientation : The ending of the story.

### 3. Orientation, Complication, Evaluation, Resolution, and Reorientation.

Even though “Evaluation” and “Reorientation” it is optional; can be added or not. Evaluation contains of controlling and evaluating a love adventure or conflict Reorientation contains the conclusion of the end story.

### 4. The example of Narrative Text

**Read and study the form of the Narrative text ! Find the difficult word and find the meaning of the words !**

#### **Malin Kundang**

Once upon a time, that a poor family consisting of a mother and her son named Malin Kundang, because his father had left him, the mother must work hard to be able to raise a family. Malin was the son of the wise but a little bit naughty. When he is about to go up, Malin feel sorry for his mother who always used to work hard live it. Then Malin ask permission

for going about looking for a job in the big city.

“Mom, I want to to town. I want to work to be able to help mom here.” Malin asked.

“Don’t leave the mother alone, son. Mom just got you here.” Said the mother refused.

“Let me go, mom. I pity seeing mom continued to work until now.” Said Malin.

“Well son, but remember don’t forget mom and this village when you have success there,” Said the teary mother of ari’s eyes.

The next day, Malin went to the big city with the use of a ship. After several years of hard work, he succeeded in the city of his overseas. Malin is now a wealthy man who even had a number of merchant ships. And Malin had married a beautiful woman there. News about Malin who became a wealthy man to the one to his mother. The mother was very happy to hear it. He is always waiting at the beach every day, hoping the older si wayangnya eyes back and raised his mother. Drajat but Malin never came.

One day Malin’s wife asked about mother Malin and want to meet with him. Malin was not able to resist the desires of the wife of a vey loved it. That the journey towards preparing Malin village using private ship pretty great. Eventually the mother came to his village Malin. Along with his wife and his men. Hear the arrival of Malin, the mother felt very excited. She even ran to the beach to immediately see her son.

“What is it my son Malin, ya? This your mother, you remember” asked her mother.

“Malin Kundang, my son, why are you going so long without sending the news?” He said while hugging Malin Kundang.

His wife, who was surprised at the fact that the old lady, smelly, filthy who embraced her husband, said :

“So, the smell of old lady, this is the mother you filthy, Malin”

Because of the shame, Malin Kundang soon let go of his mother’s arms and pushed him to fall.

“I didn’t know you poor old woman,” said Malin.

“The Foundation of the old lady had no idea myself, any just claim to be my mother.” Advanced Malin snapped.

Hear the words of his children like that, the mother feels sad and angry. He did not suspect, and he really loves turns into a child of sin. “Oh my God, if he is a true son of mine, I beg give doom him and fox was the one she so rocks.” The prayer of his mother’s wrath. Shortly thereafter the wind and thunder rumbles hit and destroy ships Malin Kundang. After that, the body of Malin Kundang is stiff and then into the rock with coral.

1. **What does the first paragraph talk about ?**

- a. Malin Kundang is a Hardworking
- b. The forgot with his dream and his promise
- c. His mother vey missing Maling Kundang
- d. The condition of the Malin Kundang

2. **How is Malin’s personal characteristic ?**

- a. Arrogant
- b. Hardworking
- c. Ungrateful
- d. Ungodly

E. **Learning Method**


1. Method : NIM (Neurological Impress Method)
2. Technique : Textbook

F. **Learning Media, Tools and Sources**

1. Media
  - Media
  - Keyword sheet
  - Narrative text “Malin Kundang”
2. Tools
  - Whiteboard, marker and erasers.
  - Projector and laptop Screen
3. Lesson Source
  - Module / teaching material.

### G. Learning Activities

Activities	Activites Description	Time
<b>Pre-teaching activities</b>	<ul style="list-style-type: none"><li>- Greetings</li><li>- Perform a prayer before starting the lesson.</li><li>- Check the presence of students</li><li>- Provide motivation and apperception.</li><li>- Deliver the objectives of today's meeting learning.</li></ul>	5 minutes



<p><b>Whilst teaching activities</b></p>	<p><b>First Meeting</b></p> <p><b>Exploration</b></p> <ul style="list-style-type: none"> <li>- The teacher gives the pre-test to the students</li> <li>- The teacher explains the definition and generic structure of narrative text to the students.</li> </ul> <p><b>Elaboration</b></p> <ul style="list-style-type: none"> <li>- The teacher asks the students to tell their vacation story.</li> <li>- The teacher use keyword method</li> <li>- The teacher gives the example of narrative text to the student “Malin Kundang”</li> <li>- The students identify the generic structure of the text.</li> <li>- The teacher ask the students to underline the difficult reading of the text.</li> <li>- The teacher asks the students to make the simple sentence from the difficult applying of use Neurological Impress Method (NIM) at reading comprehension they found.</li> </ul> <p><b>Confirmation</b></p>	<p>30 minutes</p>
--	--	-------------------



	<ul style="list-style-type: none"> <li>- The teacher and the students do the flash back and feed back in order to gain learning experience by asking the difficulties of keyword method.</li> </ul>	
	<p><b>Second Meeting</b></p> <p><b>Elaboration</b></p> <ul style="list-style-type: none"> <li>- The teacher explains about what is keyword method and the examples.</li> <li>- The teachers give the example how to memorize the reading of the text by using Neurological Impress Method (NIM).</li> <li>- The teachers gives the students cards contains of the new text and find the meaning of its.</li> <li>- The students make the simple sentence from the word that they find the meaning it and change the cards with their friends.</li> <li>- The teacher gives the students the post-test I</li> </ul>	
<b>Post-teaching activities</b>	<ul style="list-style-type: none"> <li>- Reflections on what has been learned in this meeting</li> <li>- Summarize learning outcomes today. Delivering plans for learning activities for the next meeting.</li> </ul>	5 minutes

#### H. Assessment

1. The score of correct answer is 5
2. Total score of  $20 \times 5 = 100$
3. Maximum score 100

## APPENDIX II

### LESSON PLAN

#### Cycle II

School Name : SMP Negeri 1 Babel  
Subject : English  
Class VIII  
Skill : Reading  
Time Allocation : 2 X 40 Minutes

#### A. Standard competency

Understanding the meaning of short functional text and essays in form of narrative, spoof, and hortatory exposition to access knowledge in daily life context.

#### B. Basic Competence

Responding meaning and rhetorical structure in essays forms by using variety of written language accurately, fluently, and acceptably to access knowledge in daily life context in form of narrative, spoof, and hortatory exposition.

#### C. Indicator

##### 1. Cognitive

##### a. Process

- Define Narrative text
- Identify generic structures of Narrative text
- Identify language features of Narrative text
- Identify main ideas of Narrative text
- Identify meaning of Narrative text

##### b. Product

- Answer question which are related to Narrative text
- Students read the text about Narrative text
- Students find the generic structure of text

##### 2. Affective

- Characters : Students are able honest, creative, critical and logical, responsible.

- Social skill : Students are able asking question, giving idea and opinion, communicating in a good manner.

### 3. Psychomotor

- Read narrative text
- Find main ideas of narrative text
- Find generic structure of narrative text
- Find language feature of narrative text.

## D. Material

### 1. Narrative Text

A narrative text is an imaginative story to entertain people.

### 2. The generic structure of Narrative text:

- Orientation: It is about the opening paragraph where the characters of the story are introduced. (person, time, and place).
- Complication : where the problems in the story developed.
- Resolution : where the problems in the story is solved. Sometimes (generic structure) narrative text can be contained:
- Re-orientation : The ending of the story.

### 3. Orientation, Complication, Evaluation, Resolution, and Reorientation.

Even though “Evaluation” and “Reorientation” it is optional; can be added or not. Evaluation contains of controlling and evaluating a love adventure or conflict Reorientation contains the conclusion of the end story.

### 4. The example of Narrative Text

**Read and study the form of the Narrative text ! Find the difficult word and find the meaning of the words !**

#### **Malin Kundang**

Once upon a time, that a poor family consisting of a mother and her son named Malin Kundang, because his father had left him, the mother must work hard to be able to raise a family. Malin was the son of the wise but a little bit naughty. When he is about to go up, Malin feel sorry for his mother who always used to work hard live it. Then Malin ask permission for going about looking for a job in the big city.

“Mom, I want to to town. I want to work to be able to help mom here.  
“ Malin asked.

“Don’t leave the mother alone, son. Mom just got you here. “Said the mother refused.

“Let me go, mom. I pity seeing mom continued to work until now.” Said Malin.

“Well son, but remember don’t forget mom and this village when you have success there,” Said the teary mother of ari’s eyes.

The next day, Malin went to the big city with the use of a ship. After several years of hard work, he succeeded in the city of his overseas. Malin is now a wealthy man who even had a number of merchant ships. And Malin had married a beautiful woman there. News about Malin who became a wealthy man to the one to his mother. The mother was very happy to hear it. He is always waiting at the beach every day, hoping the older si wayangnya eyes back and raised his mother. Drajat but Malin never came.

One day Malin’s wife asked about mother Malin and want to meet with him. Malin was not able to resist the desires of the wife of a vey loved it. That the journey towards preparing Malin village using private ship pretty great. Eventually the mother came to his village Malin. Along with his wife and his men. Hear the arrival of Malin, the mother felt very excited. She even ran to the beach to immediately see her son.

“What is it my son Malin, ya? This your mother, you remember  
“asked her mother.

“Malin Kundang, my son, why are you going so long without sending the news?” He said while hugging Malin Kundang.

His wife, who was surprised at the fact that the old lady, smelly, filthy who embraced her husband, said :

“So, the smell of old lady, this is the mother you filthy, Malin”

Because of the shame, Malin Kundang soon let go of his mother’s arms and pushed him to fall.

“I didn’t know you poor old woman,” said Malin.

“The Foundation of the old lady had no idea myself, any just claim to be my mother.” Advanced Malin snapped.

Hear the words of his children like that, the mother feels sad and angry. He did not suspect, and he really loves turns into a child of sin. “Oh my god, if he is a true son of mine, I beg give doom him and fox was the one she so rocks.” The prayer of his mother’s wrath. Shortly thereafter the wind and thunder rumbles hit and destroy ships Malin Kundang. After that, the body of Malin Kundang is stiff and then into the rock with coral.

1. **What does the first paragraph talk about ?**

- a. Malin Kundang is a Hardworking
- b. The forgot with his dream and his promise
- c. His mother vey missing Maling Kundang
- d. The condition of the Malin Kundang

2. **How is Malin’s personal characteristic ?**

- a. Arrogant
- b. Hardworking
- c. Ungrateful
- d. Ungodly

E. **Learning Method**

1. Method : NIM (Neurological Impress Method)
2. Technique : Textbook

F. **Learning Media, Tools and Sources**

1. Media
  - Media
  - Keyword sheet
  - Narrative text “Malin Kundang”
2. Tools
  - Whiteboard, marker and erasers.
  - Projector and laptop Screen
3. Lesson Source
  - Module / teaching material.

## G. Learning Activities

Activities	Activites Description	Time
<b>Pre-teaching activities</b>	<ul style="list-style-type: none"> <li>- Greetings</li> <li>- Perform a prayer before starting the lesson.</li> <li>- Check the presence of students</li> <li>- Provide motivation and apperception.</li> <li>- Deliver the objectives of today's meeting learning.</li> </ul>	5 minutes
<b>Whilst teaching activities</b>	<p><b>Third Meeting</b></p> <p><b>Exploration</b></p> <ul style="list-style-type: none"> <li>- The teacher give the pre-test to the students</li> <li>- The teacher explains the definition and generic structure of narrative text to the students.</li> </ul> <p><b>Elaboration</b></p> <ul style="list-style-type: none"> <li>- The teacher asks the students to tell their vacation story.</li> <li>- The teacher use keyword method</li> <li>- The teacher gives the example of narrative text to the student "Malin Kundang"</li> <li>- The students identify the generic structure of the text.</li> <li>- The teacher ask the students to underline the difficult reading of the text.</li> <li>- The teacher asks the students to make the simple sentence from the difficult applying of use Neurological Impress Method (NIM) at reading</li> </ul>	30 minutes

	<p>comprehension they found.</p> <p><b>Confirmation</b></p> <ul style="list-style-type: none"> <li>- The teacher and the students do the flash back and feed back in order to gain learning experience by asking the difficulties of keyword method.</li> </ul>	
	<p><b>Fourth Meeting</b></p> <p><b>Elaboration</b></p> <ul style="list-style-type: none"> <li>- The teacher explains about what is keyword method and the examples.</li> <li>- The teachers give the example how to memorize the reading of the text by using Neurological Impress Method (NIM).</li> <li>- The teachers gives the students cards contains of the new text and find the meaning of its.</li> <li>- The students make the simple sentence from the word that they find the meaning it and change the cards with their friends.</li> <li>- The teacher gives the students the post-test I</li> </ul>	30 minutes
<b>Post-teaching activities</b>	<ul style="list-style-type: none"> <li>- Reflections on what has been learned in this meeting</li> <li>- Summarize learning outcomes today.</li> </ul> <p>Delivering plans for learning activities for the next meeting.</p>	10 minutes

#### H. Assessment

1. The score of correct answer is 5
2. Total score of  $20 \times 5 = 100$
3. Maximum score 100

### APPENDIX III

#### PRE-TEST


Name :

Class :

#### A. Choose the correct answer with crossing (X) a,b,c, or d !

1. Who is Malin ?
  - a. A son who love his mother
  - b. A son who care with his mother
  - c. A son who betray his mother
  - d. A son who always with his mother
  
2. What Malin's mother does to malin ?
  - a. Leave malin alone
  - b. Accompany malin until the end of the time
  - c. Curse malin into a rock
  - d. Apologize malin
  
3. Where malin meets his mother ?
  - a. In his home
  - b. In a beach
  - c. In café
  - d. In a station
  
4. What malin's wife does ?
  - a. Care with malin's mom
  - b. Love malin's mom
  - c. Did not care with malin's mom
  - d. Talk to malin's mom
  
5. What do you learn from the story of Malin Kundang ?
  - a. Never be a cruel son/daughter
  - b. Leave our old mom
  - c. Give our mom money
  - d. Meet our mom
  
6. What malin said to his mom before he went to the city ?
  - a. Malin never be back
  - b. He promises to be back
  - c. He will forget his mom
  - d. He will give his mom much money



7. How many actors in the story of Malin Kundang ?
    - a. Three actors
    - b. Two actors
    - c. One actor
    - d. Nothing
  
  8. Where the story from ?
    - a. jakarta
    - b. West sumatera
    - c. South sumatera
    - d. North Smatera
  
  9. Who is the main actor of that story ?
    - a. Malin kundang
    - b. Malin's mom
    - c. Malin's wife
    - d. Malin's society
  
  10. Why malin meets his mom ?
    - a. He misses his mom
    - b. He will give much money to his mom
    - c. He accept a request from his wife
    - d. He wants hug his mom
  
  11. What is the kind of the text above ?
    - a. Procedure text
    - b. Recount text
    - c. Report text
    - d. Narrative text
  
  12. One day Malin's wife asked about ..... And want to meet with him.
    - a. Malin's sister
    - b. Malin's mother
    - c. Malin's father
    - d. Malin's brother
  
  13. What did mother's malin feel when she heard the world of her son ?
    - a. Sad and angry
    - b. Happy
    - c. Cry
    - d. Fall in love
  
  14. He is always waiting at the beach .....
    - a. Every year
    - b. Every month
    - c. Every day
    - d. Every Monday
- 

15. Why did his mother curse Malin kundang ?
- Because, Malin kundang is a good boy
  - Because, Malin kundang is a diligiant child
  - Because, Malin kundang is a rebellious child
  - Because, Malin kundang is an obedient child

**B. *Fill the blanks based on the story of Malin Kundang***

16. What is the moral value of malin kundang?  
17. Who are the actors of Malin kundang story?  
18. How are the characteristic of Malin Kundang?  
19. Wher this story come from ?  
20. Who is Malin Kundang mother`s ?

**~GOOD LUCK~**



## APPENDIX IV


### PRE-TEST

Name :

Class :

#### A. Choose the correct answer with crossing (X) a,b,c, or d !

1. Who is Malin ?
  - a. A son who love his mother
  - b. A son who care with his mother
  - c. A son who betray his mother
  - d. A son who always with his mother
2. What Malin's mother does to malin ?
  - a. Leave malin alone
  - b. Accompany malin until the end of the time
  - c. Curse malin into a rock
  - d. Apologize malin
3. Where malin meets his mother ?
  - a. In his home
  - b. In a beach
  - c. In café
  - d. In a station
4. What malin's wife does ?
  - a. Care with malin's mom
  - b. Love malin's mom
  - c. Did not care with malin's mom
  - d. Talk to malin's mom
5. What do you learn from the story of Malin Kundang ?
  - a. Never be a cruel son/daughter
  - b. Leave our old mom
  - c. Give our mom money
  - d. Meet our mom
6. What malin said to his mom before he went to the city ?
  - a. Malin never be back
  - b. He promises to be back
  - c. He will forget his mom
  - d. He will give his mom much money

7. How many actors in the story of Malin Kundang ?
    - a. Three actors
    - b. Two actors
    - c. One actor
    - d. Nothing
  
  8. Where the story from ?
    - a. Jakarta
    - b. West Sumatera
    - c. South Sumatera
    - d. North Sumatera
  
  9. Who is the main actor of that story ?
    - a. Malin Kundang
    - b. Malin's mom
    - c. Malin's wife
    - d. Malin's society
  
  10. Why Malin meets his mom ?
    - a. He misses his mom
    - b. He will give much money to his mom
    - c. He accept a request from his wife
    - d. He wants hug his mom
  
  11. What is the kind of the text above ?
    - a. Procedure text
    - b. Recount text
    - c. Report text
    - d. Narrative text
  
  12. One day Malin's wife asked about ..... And want to meet with him.
    - a. Malin's sister
    - b. Malin's mother
    - c. Malin's father
    - d. Malin's brother
  
  13. What did mother's Malin feel when she heard the world of her son ?
    - a. Sad and angry
    - b. Happy
    - c. Cry
    - d. Fall in love
  
  14. He is always waiting at the beach .....
    - a. Every year
    - b. Every month
    - c. Every day
    - d. Every Monday
- 

15. Why did his mother curse Malin kundang ?
- Because, Malin kundang is a good boy
  - Because, Malin kundang is a diligiant child
  - Because, Malin kundang is a rebellious child
  - Because, Malin kundang is an obedient child

**B. Fill the blanks based on the story of Malin Kundang**

- What is the moral value of malin kundang?
- Who are the actors of Malin kundang story?
- How are the characteristic of Malin Kundang?
- Wher this story come from ?
- Who is Malin Kundang mother's ?

**~GOOD LUCK~**



## APPENDIX V

### POST-TEST II

Name :

Class :

#### A. Choose the correct answer with crossing (X) a,b,c, or d !

1. Where malin meets his mother ?
  - a. In his home
  - b. In a beach
  - c. In café
  - d. In a station
2. Who is malin ?
  - a. A son who love his mother
  - b. A son who care with his mother
  - c. A son who betray his mother
  - d. A son who always with his mother
3. What malin`s wife does ?
  - a. Care with malin`s mom
  - b. Love malin`s mom
  - c. Did not care with malin`s mom
  - d. Talk to malin`s mom
4. What malin`s mother does to malin ?
  - a. Leave malin alone
  - b. Accompany malin until the end of the time
  - c. Curse malin into a rock
  - d. Apologize malin
5. What do you learn from the story of Malin Kundang ?
  - a. Never be a cruel son/daughter
  - b. Leave our old mom
  - c. Give our mom money
  - d. Meet our mom
6. What malin said to his mom before he went to the city ?
  - a. Malin never be back
  - b. He promises to be back
  - c. He will forget his mom
  - d. He will give his mom much money

7. Where the story from ?
- Jakarta
  - West Sumatera
  - South sumatera
  - North
8. How many actors in the story of Malin Kundang ?
- Three actors
  - Two actors
  - One actor
  - Nothing
9. Who is the main actor of that story ?
- Malin kundang
  - Malin's mom
  - Malin's wife
  - Malin's society
10. Why malin meets him mom ?
- He misses his mom
  - He will give much money to his mom
  - He accept a request from his wife
  - He wants hug his mom
11. What is the kind of the text above ?
- Procedure text
  - Recount text
  - Report text
  - Narrative text
12. What did mother's malin feel when she heard the world of her son ?
- Sad and angry
  - Happy
  - Cry
  - Fall in love
13. One day Malin's wife asked about ..... and went to meet with him
- Malin's sister
  - Malin's mother
  - Malin's father
  - Malin's brother
14. He is always waiting at the beach.....
- Every year
  - Every month
  - Every day
  - Every Monday

sumatera

15. Why did his mother curse Malin Kundang ?
- a. Because, Malin kundang is a good boy
  - b. Because, Malin kundang is a dilligiant child
  - c. Because , Malin kundang is a rebellious child
  - d. Because, Malin kundang is an obedient child

**B. Cross the correct answer from the question below !**

- |                  |                   |
|------------------|-------------------|
| 1. West Sumatera | a. Menikah        |
| 2. Family        | b. Sumatera barat |
| 3. Village       | c. Pantai         |
| 4. Married       | d. Keluarga       |
| 5. Beach         | e. Desa           |





## APPENDIX VI

### ANSWER'S KEY PRE-TEST

#### A.

1. C
2. C
3. B
4. C
5. A
6. B
7. A
8. B
9. A
10. C
11. D
12. B
13. A
14. C
15. C



#### B.

1. Don't be disobedient to your parents, especially your mother, because she is the one gave birth to you.
2. Malin kundang, Mande Rubiyah (Malin Kundang mother's), Malin kundang wife, and the ship's captain.
3. Proud and arrogant
4. West Sumatera
5. Mande Rubiyah

UNIVERSITAS ISLAM NEGERI  
SUMATERA UTARA MEDAN

## APPENDIX VII

### ANSWER'S KEY POST-TEST I

#### A.

1. C
2. C
3. B
4. C
5. A
6. B
7. A
8. B
9. A
10. C
11. D
12. B
13. A
14. C
15. C

#### B.

1. Don't be disobedient to your parents, especially your mother, because she is the one gave birth to you.
2. Malin kundang, Mande Rubiyah (Malin Kundang mother's), Malin kundang wife, and the ship's captain.
3. Proud and arrogant
4. West Sumatera
5. Mande Rubiyah



UNIVERSITAS ISLAM NEGERI  
SUMATERA UTARA MEDAN

**APPENDIX VIII**

**ANSWER'S KEY POST-TEST II**

**A.**

1. B
2. C
3. C
4. C
5. A
6. B
7. B
8. A
9. A
10. C
11. D
12. A
13. B
14. C
15. C

**B.**

6. West Sumatera
7. Family
8. Village
9. Married
10. Beach
- a. Menikah
- b. Sumatera barat
- c. Pantai
- d. Keluarga
- e. Desa



**APPENDIX IX****The students' score in Pre-Test**

<b>No</b>	<b>Name</b>	<b>Pre-Test</b>	<b>Criteria of Success <math>\geq</math> 75</b>
1	AA	75	Successful
2	AH	55	Unsuccessful
3	AM	75	Successful
4	AZL	65	Unsuccessful
5	APN	80	Successful
6	AD	65	Unsuccessful
7	APP	50	Unsuccessful
8	CM	55	Unsuccessful
9	DPM	65	Unsuccessful
10	FA	60	Unsuccessful
11	FDM	45	Unsuccessful
12	FSN	60	Unsuccessful
13	H	50	Unsuccessful
14	IW	50	Unsuccessful
15	IN	60	Unsuccessful
16	JRS	50	Unsuccessful
17	MAPS	50	Unsuccessful
18	MF	70	Unsuccessful
19	NSS	50	Unsuccessful
20	NBF	65	Unsuccessful
21	MAH	70	Unsuccessful
22	PN	55	Unsuccessful
23	RH	65	Unsuccessful
24	RP	75	Successful
25	SM	85	Successful
26	SA	50	Unsuccessful
27	SN	85	Successful

<b>28</b>	SFD	65	Unsuccessful
<b>29</b>	ST	60	Unsuccessful
<b>30</b>	SR	80	Successful
<b>31</b>	ZN	75	Successful
<b>32</b>	ZZ	55	Unsuccessful
<b>Total</b>		$\Sigma \square$ <b>2.010</b>	
<b>The Mean</b>		<b>62.81</b>	



UNIVERSITAS ISLAM NEGERI  
SUMATERA UTARA MEDAN

**APPENDIX X****The students' score in Pre-Test II**

No	Name	Pre-Test	Criteria of Success $\geq$ 75
1	AA	80	Successful
2	AH	60	Unsuccessful
3	AM	80	Successful
4	AZL	70	Unsuccessful
5	APN	80	Successful
6	AD	70	Unsuccessful
7	APP	65	Unsuccessful
8	CM	65	Unsuccessful
9	DPM	75	Successful
10	FA	75	Successful
11	FDM	60	Unsuccessful
12	FSN	70	Unsuccessful
13	H	55	Unsuccessful
14	IW	65	Unsuccessful
15	IN	65	Unsuccessful
16	JRS	65	Unsuccessful
17	MAPS	65	Unsuccessful
18	MF	80	Successful
19	NSS	60	Unsuccessful
20	NBF	75	Successful
21	MAH	80	Successful
22	PN	60	Unsuccessful
23	RH	75	Successful
24	RP	75	Successful
25	SM	85	Successful
26	SA	65	Unsuccessful
27	SN	85	Successful

<b>28</b>	SFD	80	Successful
<b>29</b>	ST	65	Unsuccessful
<b>30</b>	SR	85	Successful
<b>31</b>	ZN	85	Successful
<b>32</b>	ZZ	65	Unsuccessful
<b>Total</b>		$\Sigma \square$ <b>2.285</b>	
<b>The Mean</b>		<b>71.40</b>	



UNIVERSITAS ISLAM NEGERI  
SUMATERA UTARA MEDAN

**APPENDIX XI****The students' score in Pos-Test**

<b>No</b>	<b>Name</b>	<b>Pre-Test</b>	<b>Criteria of Success <math>\geq</math> 75</b>
1	AA	85	Successful
2	AH	75	Successful
3	AM	90	Successful
4	AZL	90	Successful
5	APN	80	Successful
6	AD	80	Successful
7	APP	80	Successful
8	CM	75	Successful
9	DPM	80	Successful
10	FA	80	Successful
11	FDM	70	Unsuccessful
12	FSN	80	Successful
13	H	70	Unsuccessful
14	IW	75	Successful
15	IN	75	Successful
16	JRS	75	Successful
17	MAPS	70	Unsuccessful
18	MF	90	Successful
19	NSS	75	Successful
20	NBF	85	Successful
21	MAH	80	Successful
22	PN	80	Successful
23	RH	80	Successful
24	RP	90	Successful
25	SM	90	Successful
26	SA	75	Successful
27	SN	90	Successful



<b>28</b>	SFD	80	<b>Successful</b>
<b>29</b>	ST	80	<b>Successful</b>
<b>30</b>	SR	90	<b>Successful</b>
<b>31</b>	ZN	90	<b>Successful</b>
<b>32</b>	ZZ	75	<b>Successful</b>
<b>Total</b>		$\Sigma \square$ <b>2.580</b>	
<b>The Mean</b>		<b>80.62</b>	



UNIVERSITAS ISLAM NEGERI  
SUMATERA UTARA MEDAN

**APPENDIX XII****The Students' Score on Pre-test, Post-test I, Post-test II**

No	Name	Pre-test	Post-test I	Post-test II
1	AA	75	80	85
2	AH	55	60	75
3	AM	75	80	90
4	AZL	65	70	90
5	APN	80	80	80
6	AD	65	70	80
7	APPS	50	65	80
8	CM	55	65	75
9	DPM	65	75	80
10	FA	60	75	80
11	FDM	45	60	70
12	FSN	60	70	80
13	H	50	55	70
14	IW	50	65	75
15	IN	60	65	75
16	JRS	50	65	75
17	MAPS	50	65	70
18	MF	70	80	90
19	NSS	50	60	75
20	NBF	65	75	85
21	NAH	70	80	80
22	PN	55	60	80
23	RH	65	75	80
24	RP	75	75	90
25	SM	85	85	90
26	SA	50	65	75
27	SN	85	85	90
28	SED	65	80	80

<b>29</b>	ST	60	65	80
<b>30</b>	SR	80	85	90
<b>31</b>	ZN	75	85	90
<b>32</b>	ZZ	55	65	75
	<b>Total <math>\Sigma</math> □</b>	<b>2.010</b>	<b>2.285</b>	<b>2.580</b>
	<b>The Mean</b>	<b>62.81</b>	<b>71.40</b>	<b>80.62</b>



UNIVERSITAS ISLAM NEGERI  
SUMATERA UTARA MEDAN

### APPENDIX XIII

#### The Score Difference of Pre-test and Post-test in Experimental Group

No	Initial Name	Pre-test	T1	Post-test	T2	X=(T2-T1)
1	AA	75	5625	80	6400	5
2	AH	55	3025	60	3600	5
3	AM	75	5625	80	6400	5
4	AZL	65	4225	70	4900	5
5	APN	80	6400	80	6400	-
6	AD	65	4225	70	4900	5
7	APP	50	2500	65	4225	5
8	CM	55	3025	65	4225	5
9	DPM	65	4225	75	5625	10
10	FA	60	3600	75	5625	15
11	FDM	45	2025	60	3600	15
12	FSN	60	3600	70	4900	10
13	H	50	2500	55	3025	5
14	IW	50	2500	65	4225	15
15	IN	60	3600	65	4225	15
16	JRS	50	2500	65	4225	15
17	MAPS	50	2500	65	4225	15
18	MF	70	4900	80	6400	10
19	NSS	50	2500	60	3600	10
20	NBF	65	4225	75	5625	10
21	NAH	70	4900	80	6400	10
22	PN	55	3025	60	3600	5
23	RH	65	4225	75	5625	10
24	RP	75	5625	75	5625	-
25	SM	85	7225	85	7225	-
26	SA	50	2500	65	4225	15
27	SN	85	7225	85	7225	-
28	SFD	65	4225	80	6400	15
29	ST	60	3600	65	4225	5
30	SR	80	6400	85	7225	5
31	ZN	75	5625	85	7225	10
32	ZZ	55	3025	65	4225	10
<b>Total</b>		<b>2.010</b>	<b>130.925</b>	<b>2.285</b>	<b>165.575</b>	<b>265</b>

For experimental group :

$$\begin{aligned}
 \sum \square &= 2.285 \\
 \bar{\square} &= \frac{\sum \square}{\square} = \frac{2285}{32} = 71,4 \\
 \square &= \sqrt{\frac{(\sum \square^2) - (\sum \square)^2}{\square (\square - 1)}} \\
 &= \sqrt{\frac{32(\sum \square^2) - (\sum 2285)^2}{32 (32 - 1)}} \\
 &= \sqrt{\frac{32(165575) - (\sum 2285)^2}{32 (32 - 1)}} \\
 &= \sqrt{\frac{5298400 - 5221225}{32 (31)}} \\
 &= \sqrt{\frac{77175}{992}} \\
 &= \sqrt{77,7} \\
 &= 8,81
 \end{aligned}$$

Based on the table above or table 4.3 showed that the mean of pre-test in experimental was 62,8 and the mean of post test was 71,4.

## APPENDIX XVI

### The Score Difference of Pre-test and Post-test in Control Group

No	Initial Name	Pre-test	T1	Post-test	T2	X=(T2-T1)
1	AA	75	5625	85	7225	10
2	AH	55	3025	75	5625	20
3	AM	75	5625	90	8100	15
4	AZL	65	4225	90	8100	25
5	APN	80	6400	80	6400	-
6	AD	65	4225	80	6400	15
7	APP	50	2500	80	6400	30
8	CM	55	3025	75	5625	20
9	DPM	65	4225	80	6400	15
10	FA	60	3600	80	6400	20
11	FDM	45	2025	70	4900	25
12	FSN	60	3600	80	6400	20
13	H	50	2500	70	4900	20
14	IW	50	2500	75	5625	25
15	IN	60	3600	75	5625	15
16	JRS	50	2500	75	5625	25
17	MAPS	50	2500	70	4900	20
18	MF	70	4900	90	8100	20
19	NSS	50	2500	75	5625	25
20	NBF	65	4225	85	7225	20
21	NAH	70	4900	80	6400	10
22	PN	55	3025	80	6400	25
23	RH	65	4225	80	6400	15
24	RP	75	5625	90	8100	15
25	SM	85	7225	90	8100	5
26	SA	50	2500	75	5625	25
27	SN	85	7225	90	8100	5
28	SFD	65	4225	80	6400	15
29	ST	60	3600	80	6400	20
30	SR	80	6400	90	8100	10
31	ZN	75	5625	90	8100	15
32	ZZ	55	3025	75	5625	20
<b>Total</b>		<b>2.010</b>	<b>130.925</b>	<b>2.580</b>	<b>209.350</b>	<b>565</b>

Control Group :

$$\begin{aligned}\sum \square &= 2.580 \\ \bar{\square} &= \frac{\sum \square}{\square} = \frac{2285}{32} = 80,6 \\ \square &= \sqrt{\frac{(\sum \square^2) - (\sum \square)^2}{\square (\square - 1)}} \\ &= \sqrt{\frac{32(\sum \square^2) - (\sum 2580)^2}{32 (32 - 1)}} \\ &= \sqrt{\frac{32(209.350) - (\sum 2580)^2}{32 (32 - 1)}} \\ &= \sqrt{\frac{6699200 - 6656400}{32 (31)}} \\ &= \sqrt{\frac{42800}{992}} \\ &= \sqrt{43,1} = \mathbf{6,5}\end{aligned}$$

Based on the table 4.4 it showed that the mean of pre-test in control group was 62,8 and the mean of post-test was 80,6.

APPENDIX XV

DOCUMENTATION







Nomor : B-2195/ITK/ITK.V.3/PP.00.9/02/2021

18 Februari 2021

Lampiran : -

Hal : Izin Riset

Yth. Bapak/Ibu Kepala SMP Negeri 1 Babel

*Assalamulaikum Wr. Wb.*

Dengan Hormat, diberitahukan bahwa untuk mencapai gelar Sarjana Strata Satu (S1) bagi Mahasiswa Fakultas Ilmu Tarbiyah dan Keguruan adalah menyusun Skripsi (Karya Ilmiah), kami tugaskan mahasiswa:

Nama : Hilda Nazwa Tiara  
NIM : 0304161034  
Tempat/Tanggal Lahir : Kuning 1, 04 Juli 1998  
Program Studi : Tadris Bahasa Inggris  
Semester : XI (Sebelas)  
Alamat : kuning 1 Kelurahan KUNING 1 Kecamatan BAMBEL

untuk hal dimaksud kami mohon memberikan Izin dan bantuannya terhadap pelaksanaan Riset di Desa cinta damai, jln Medan kutacane, kec: Babel, kab: Aceh Tenggara, guna memperoleh informasi/keterangan dan data-data yang berhubungan dengan Skripsi (Karya Ilmiah) yang berjudul:

***THE EFFECT OF APPLYING NEUROLOGICAL IMPRESS METHOD ON THE STUDENTS' ABILITY AT READING COMPREHENSION IN SMP NEGERI 1 BAMBEL***

Demikian kami sampaikan, atas bantuan dan kerjasamanya diucapkan terima kasih.

Medan, 18 Februari 2021  
a.n. DEKAN  
Ketua Program Studi Pendidikan  
Bahasa Inggris



*Digitally Signed*

**Yani Lubis, M.Hum**  
NIP. 197006062000031006

Tembusan:

- Dekan Fakultas Ilmu Tarbiyah dan Keguruan UIN Sumatera Utara Medan



PEMERINTAH KABUPATEN ACEH TENGGARA  
DINAS PENDIDIKAN DAN KEBUDAYAAN  
**SMP NEGERI 1 BABEL**

Jalan Kutacane Medan km.10 Desa Cinta Damai 24671

SURAT KETERANGAN MELAKSANAKAN PENELITIAN

Nomor : 422 / 296 / III.2 / 2023

Kepala Sekolah Menengah Pertama ( SMP ) Negeri 1 Babel dengan ini menerangkan bahwa :

N a m a : HILDA NAZWA TIARA  
NIM : 0304161034  
Program Studi : Tadris Bahasa Inggris  
Fakultas : Ilmu Tarbiyah dan Keguruan Universitas Islam Negeri Sumatera Utara Medan.

Benar nama tersebut diatas telah melaksanakan Penelitian di SMP Negeri 1 Babel Kabupaten Aceh Tenggara dari Tanggal 13 s/d 25 Februari 2023 dengan Judul **"THE EFFECT OF APPLYING NEUROLOGICAL IMPRESS METHOD ON THE STUDENTS' ABILITY AT READING COMPREHENSION IN SMP NEGERI 1 BABEL."**

Demikianlah Surat Keterangan Penelitian ini dibuat dengan sebenarnya untuk dapat dipergunakan seperlunya.

Sumai, 18 Oktober 2023



ULINTA, S. PdI. M.Hum  
NIP.198409212009042006

## Curriculum Vitae



**HILDA NAZWA TIARA** is a Students majoring in English Education Department at the State Islamic University of North Sumatra, Medan. Born in Kuning 1, July 04 1998. Her father's name is Salamudin and Her mother's name is Siti Awan. Located at Kuning 1, Kutacane, South Aceh. Her education began in 2004 at SD Negeri 2 Kuning and graduated in 2013. Then, she continued her education at Foundation Al-Aradhiyyah and graduated in 2016. Subsequently Subsequently, she continued her education at SMA Negeri 1 Kutacane and graduated in 2016. In September 2016 she began studying as a Student at the Faculty of Tarbiyah and Teacher Training majoring in English Education Department at the State Islamic University of North SumatraSumatra. And the end of the bachelor's degree is proven by writing a thesis which will be completed in 2023 with the title " The Effect of Applying Neurological Impress Method On The Students' Ability At Reading Comprehension In SMP Negeri 1 Babel "

UNIVERSITAS ISLAM NEGERI  
SUMATERA UTARA MEDAN