

## REFERENCES

- Alqahtani, M. (2015). The Importance of Vocabulary in Language Learning and How to be Taught. *International Journal of Teaching and Education*. Vol. III, (3).
- Bahri. (2013). Improving The Students' Vocabulary Matery Through The Word Attack Strategy of The Second Year Students of SMP Neferi 3 Pamboang Kabupaten Majene. Unpublished Skripsi STAIN Prepare.
- Baxter, J. (2012). The Dictionary and vocabulary behavior: a single word or a handful? *TESOL Quarterly* 14, 3: 325-336.
- Berne & Blachowicz, C.L.Z. (2008). What reading teachers say about vocabulary instruction: Voices from the classroom. *The Reading Teacher*. V.62 (4).
- Bromley. (2014). *The Important roles of vocabulary*. Jakarta: Raja Wali Pers.
- Cameron. (2011). *Definition of vocabulary*. Cambridge: Cambridge University Press.
- Daulay, S. H. (2018). Ice Breaker: a Strategy To Enhance Student's Ability in Speaking of Islamic Junior High School At SawitSeberang, Langkat Regency. *IJET (Indonesian Journal of English Teaching)*, 7(1), 54-60. <https://doi.org/10.15642/ijet2.2018.7.1.54-60>
- Daulay, S. H. (2019). Students' Reading Comprehension Achievement in Narrative Text Through Team Practice Technique. *International Journal on Language Research and Education Studies*, 3(3), 494-506. <https://doi.org/10.30575/2017/IJLRES-2019091215>
- Daulay, S., Damanik, E., Wandini, R., & Sagita, E. (2020). Activating Schemata Helps Students Reading Comprehension. *Journal Pendidikan dan Pengajaran*, 2020, 2355-3669. <https://jurnal.radenfatah.ac.id/index.php/edukasi>
- Damanik, ESD., Daulay, SH., Wandini, RR., Siagian, Isnaini., (2021). Use of Vocabulary Self-Collection (VSS) Strategy In Increasing Of Student Reading Comprehension. *Getsempena English Education Journal of Department of English Education. STKIP BBG Banda Aceh*. Volume 8,

Number 1. (54-64) <https://ejournal.bbg.ac.id/geej/article/view/1228/1170>.

- Faraj, A. K. A. (2015). Effective strategies for Turning Receptive Vocabulary in to Productive Vocabulary in EFL Context Journal of Education and Practice. Vol.6, No.27. p. 11.
- Harahap, N. et al. (2019). Using Rosetta Stone Media Through The Dynamic Immersion Method to Improve Vocabulary Mastery for Junior High School Students. Atlantis Press
- Hanif (2015). Using Rosetta Stone Software As Media In Teaching English Vocabulary. p 31-32
- Hanif, H. (2016). Using Rosetta stone software as media in teaching English vocabulary (An experimental study at SDN No. 02 Lkosukon). Getsempena English Education Journal, 2(1), 24-36.
- Hatch, E. and Cheryl, B. (2001) Vocabulary, Semantic and Language Education, Cambridge: Cambridge University Press.
- Hanif. (2010). Using rosetta stone software as media in English vocabulary (an experimental study at SDN No. 02 Lhoksukon). English Lecturer of Economics and Business Faculty. Malikussaleh University.
- Hidayati, S. (2007). The Analysis of Students' Ability in Using Derivation Vocabulary. Tadris Bahasa Inggris of Tarbiyah Department of STAIN Bengkulu. Abdulhak, I. dan Suproyogi, U. (2012), Penelitian tindakan dalam pendidikan nonformal. Jakarta: Raja Grafindo Persada, p. 161.
- Ilyas. (2016). Pendidikan karakter melalui homeschooling. Journal of Non formal Education.
- Jones. G., Robert. (2007). Emerging Technologies: Tools and Trends in Self-Paced Language Instruction. Language Learning & Technology, 11(2), pp.10-17.
- John. (2004). Research in teaching vocabulary. Annual Review of Applied Linguistics.
- Judy K Montgomery. (2007). The bridge of vocabulary: evidence-based activities

for academic success. San Fransisco: NCS Pearson.

Knight, T. (2009). Learning vocabulary through shared speaking tasks. *The Language Teacher* 20, 1: 24-29

Maria. F. (2005). *Teaching English As a Foreign Language in Indonesia*. P.10

Nabilah .N. (2019). Improving the students' vocabulary mastery through hangman game at SMAN 1 Tebing Tinggi Kab. Serdang Berdagai.Nation, P. (2001). *Teaching and learning language*. New York: Newbuy house production

Ratna, Zawil. (2006).Using Make A Match Technique to Teach Vocabulary.*English Education Journal (EEJ)* 7 (3).

Rahdiyanta, D.(2016). *Penelitian tindakan kelas (pengertian, prinsip, dan karakteristik ptk)*. Yogyakarta: Universitas Negeri Yogyakarta.

Reza, M. A. (2018). Penggunaan Teknologi dalam Pembelajaran Bahasa Inggris: Tinjauan Sastra. *Jurnal Internasional penelitian dalam Pendidikan Bahasa Inggris*. Vol.3, (2).

Rockman, et.al.S. (2009). *An Effectiveness Study of the Rosetta stone Spanish Language Solution*.

Rosetta stone evaluation report resources.rosettastone/com/ .../Rockman-Evaluation-Report.pdf. Accessed on July 2013.

Sultan. (2018). *The Implementation of Gadget Application in Learning English Vocabulary*. Faculty of Tarbiyah and Teaching Training. State Islamic University of North Sumatra.

Sharifi, M., Azizifar, A.,Jamalinesari, A., & Gowhary, H. (2015). The effect of Rosetta stone computer software on vocabulary learning of Iranian elementary EFL learners. *Procedia-Social and Behavioral Sciences*, 192, 260-266.

Sugiyono. (2010). *Metode Penelitian Pendekatan Kuantitatif, Kualitatif dan R&D*. Bandung: Alfabeta.

Sultan. (2018). *The Implementation of Gadget Application in Learning English*

Vocabulary. Faculty of Tarbiyah and Teaching Training. State Islamic University of North Sumatra.

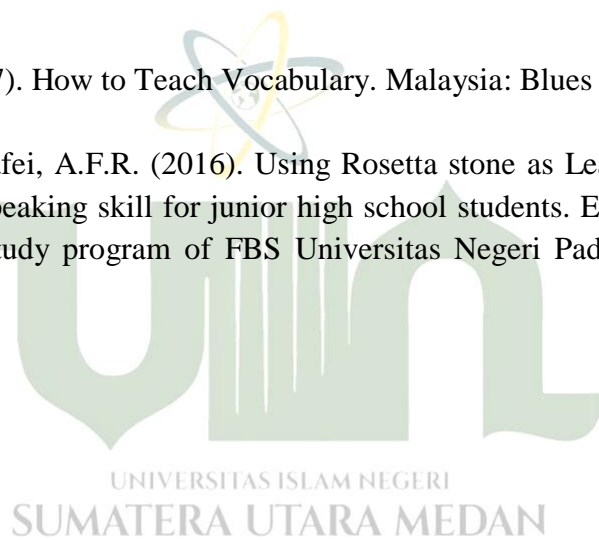
Susanto, A. (2017). The Teaching Vocabulary: A Perspective. *Jurnal KATA*. Vol. 1 No.2.

Thornburry, S. (2002). *How to Teach Vocabulary*. England: Pearson Education.

Thornburry, S. (2004). *How to teach vocabulary*. Essex: Pearson Education Limited

Thornburry, S. (2007). *How to Teach Vocabulary*. Malaysia: Blues Stone Press.

Yurdean, P., & Syaifei, A.F.R. (2016). Using Rosetta stone as Learning media to increase speaking skill for junior high school students. *English language teaching study program of FBS Universitas Negeri Padang*, 5(1), 357-361.



## APPENDICES

## A. Appendix I

## Students Attendance List Class VIII-A

Number of Attendance List	Full Name	Initial of Name
1	Maya Ananda	MA
2	Mia Sari	MS
3	Naira Syakira	NS
4	Dody Oliver	DO
5	Nila Leni	NL
6	Khairul Hasan	KH
7	Amanda Sari	AS
8	Tika Kurnia	TK
9	Tina Nasution	TN
10	Sinta Vera Sinaga	SVS
11	Farhan Herman	FH
12	Lina Sari	LS
13	Miko Reyhan	MR
14	Rangga Firmansyah	RFS
15	Liza Siregar	LS
16	Fika Ana Sari	FAS
17	Rani Ranya Putri	RRP
18	Khairul Ananda	KA
19	Sela Amira	SA
20	Abi Rahman	AR

## B. Appendix II

## Pre-Test


Name :

Calss :

a. Choose either a,b,c and d for the correct answer!

1. What is the meaning of a boy and girl?
  - a. Anak laki-laki dan anak perempuan
  - b. Pria dan wanita
  - c. Adik laki-laki dan kakak perempuan
  - d. Sepupu laki-laki dan perempuan
2. What is the meaning of a man and woman?
  - a. Anak laki-laki dan anak perempuan
  - b. Pria dan wanita
  - c. Adik laki-laki dan kakak perempuan
  - d. Sepupu laki-laki dan perempuan
3. What is the meaning of brother and sister?
  - a. Anak laki-laki dan anak perempuan
  - b. Pria dan wanita
  - c. Adik laki-laki dan kakak perempuan
  - d. Sepupu laki-laki dan perempuan
4. What is the meaning He and She?
  - a. Dia (Laki-laki) dan Dia (Perempuan)
  - b. Mereka berdua
  - c. Putra dan putri
  - d. Semua orang
5. The boy is Running. English sentence is...
  - a. Anak laki-laki sedang berlari
  - b. Anak laki-laki sedang menulis
  - c. Anak laki-laki sedang duduk
  - d. Anak laki-laki sedang makan
6. The girl is swimming. The English sentence is...
  - a. Anak perempuan sedang makan
  - b. Anak perempuan sedang minum
  - c. Anak perempuan sedang belajar

- d. Anak perempuan sedang berenang
7. I go to school every day. The Indonesian sentence is...
- Saya pergi kepasar setiap pagi
  - Saya pergi ke sekolah setiap hari
  - Saya pergi ke perpustakaan setiap hari
  - Saya pergi ke kantor setiap hari
8. Coca cola, beer, tea and milk. They are called?...
- Vegetables
  - Fruits
  - food
  - drink
9. Burger, sandwich, noodle, and pizza. They are called?...
- Vegetables
  - Fruits
  - food
  - drink
10. We have two hand. The Indonesian language is...
- Kita punya dua mata
  - Kita punya telinga
  - kita punya dua tangan
  - kita punya dua kaki
11. We have two ear. The Indonesian language is...
- Kita punya dua mata
  - Kita punya dua telinga
  - Kita punya dua tangan
  - Kita punya dua kaki
12. They are swimming






c.



d.

13. She is reading



a.




b.







c.







14. She is writing



15. He is writing

a.



b.







c.






d.



16. The boy are reading



17. The man is drinking



18. Head in Indonesian language is



- a. Kepala                                  c. Mulut  
b. Hidung                                 d. Perut



19. We walk using...(kaki)
- a. Foot
  - b. Mouth
  - c. hand
  - d. nose
20. This My Uncle and My Aunt. The Indonesian language is...
- a. Ini adalah ibuku dan ayahku
  - b. ini adalah pamanku dan bibiku
  - c. Ini adalah kakakku dan adikku
  - d. Ini adalah nenekku dan kakekku
21. Dua puluh in English...
- a. Twelve
  - b. Twenty
  - c. Two
  - d. Two Hundred
22. What number is it after forty six
- a. Forty nine
  - b. Forty five
  - c. forty seven
  - d. forty six
23. Forty nine is Indonesian is...
- a. Empat Sembilan
  - b. Empat tujuh
  - c. empat delapan
  - d. empat enam
24. What color is this book? The Indonesian sentence is...
- a. Apakah warna buku itu?
  - b. Warna apakah buku it?
  - c. Apakah buku ini punya warna?
  - d. Ini adalah warna buku
25. The boy is eating. The Indonesian language is...
- a. Anak laki-laki sedang minum


- b. Anak laki-laki sedang makan
- c. Anak laki-laki sedang belajar
- d. Anak laki-laki sedang duduk

26. The girl is swimming








27. He is cooking



28. The boys are eating





29.They are cooking



a.



b.



c.




d.



NEGERI  
A MEDAN

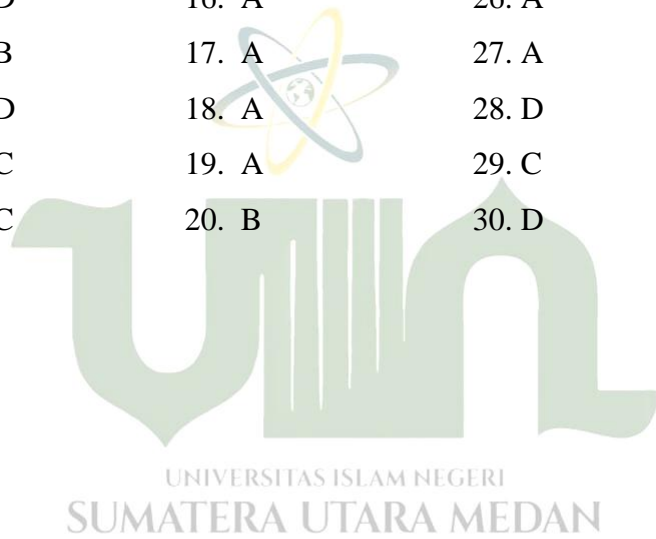
30. The boy is writing



## C. Appendix III

## Answer Key of Pre- Test

1. A	11. B	21. B
2. B	12. B	22. C
3. C	13. A	23. A
4. A	14. B	24. A
5. A	15. C	25. B
6. D	16. A	26. A
7. B	17. A	27. A
8. D	18. A	28. D
9. C	19. A	29. C
10. C	20. B	30. D



## D. Appendix IV

## Post-Test Cycle I

Name :

Class :

a. Choose either a,b,c or d for the correct answer!

1. My mother usually slices some meat with a ...

- a. Stick      c. fork  
b. Knife      d. spoon

2. To protect your head, you need...

- a. Shoes      c. clothes  
b. Hat      d. sandals

3. A man who plays guitar is called...

- a. Vocalist      c. pianist  
b. Guitarist      d. drummer

4. A ... makes some food

- a. Teacher      c. chef  
b. Doctor      d. lawyer

5. Coca cola, beer, tea, and milk. They are called...

- a. Vegetables      c. food  
b. Fruits      d. drink

6. Pizza, noodle, sandwich and burger. They are called...

- a. Vegetables      c. food  
b. Fruits      d. drink

7. Apple, orange, melon, and mango. They are called...

- a. Vegetables      c. food  
b. Fruits      d. drink

8. Students have to wear uniform to go to...
- a. School
  - b. Mall
  - c. bed
  - d. party
9. Where do people go to send the letter?
- a. Beach
  - b. Post office
  - c. zoo
  - d. station
10. Mr. Dedi is a doctor. He works in...
- a. Hotel
  - b. School
  - c. hospital
  - d. office
11. Head in Indonesian language is
- a. Kepala
  - b. Perut
  - c. mulut
  - d. tangan
12. We walk using... (kaki)
- a. Foot
  - b. Hand
  - c. mouth
  - d. finger
13. Kita punya dua tangan. The English sentences is...
- a. We have to hand
  - b. We have two leg
  - c. we have to ea
  - d. we have to food
14. This my father. The Indonesian language is...
- a. Ini adalah ibuku
  - b. Ini adalah kakakkud.
  - c. ini adalah ayahku
  - d. ini adalah adikku

15. We have to ear.

The Indonesian language is...

- a. Kita punya dua mata
- b. Kita punya dua tangan
- c. kita punya dua telinga
- d. kita punya dua kaki

16. Dua puluh in English...

- c. Twelve
- d. Two
- c. twenty
- d. ten

17. What number is it after forty six

- c. Forty nine
- d. Forty seven
- c, forty five
- d, forty for

18. Forty nine is Indonesian is...

- c. Empat Sembilan
- d. Empat delapan
- c. empat tujuh
- d. empat enam

19. What color is this book?

The Indonesian sentence is...

- a. Apakah warna buku itu?
- b. Warna apakah buku it?
- c. Apakah buku ini punya warna?
- d. Warna buku ini sangat indah?

20. Ini adalah angka 80.

The English sentence is...

- a. This is number seventy
- b. This is number sixty
- c. This is number eighty
- d. This is number ninety

21. My father always reads...every morning.
- a. Radio
  - b. Computer
  - c. Television
  - d. Newspaper
22. I went to the dentist yesterday because my... were a pain.
- a. Ears
  - b. Hands
  - c. teeth
  - d. fingers
23. My family buy hamburger in the...
- a. Bank
  - b. Hotel
  - c. post office
  - d. restaurant
24. A: can you help me?  
B: yes, of course. What can I do for you?  
A: Please...this bag to my room  
B: Yes, Sir.
- a. Bring
  - b. Give
  - c. help
  - D. buy
25. If we get suffering we should buy the medicines at the...
- a. Book store
  - b. Drug store
  - c. food store
  - d. fruit store
26. An ant is...animal
- a. Big
  - b. Tall
  - c. small
  - d. short
27. I can't do this English subject. It is so...for me
- a. Easy
  - b. Good
  - c. nice
  - d. difficult
28. An animal that has poison is...
- a. Butterfly
  - b. Snake
  - c. horse
  - d. elephant

29. She has long golden hair, she was locked in a tower stood in the forest. The name is...

- a. Snow white      c. Rapunzel
- b. Cinderella      d. Timun emas

30. Afgan syahreza is a famous Indonesian singer. He is so handsome boy. The synonym famous is...

- a. Unknown      c. unpopular
- e. Popular      d. poor

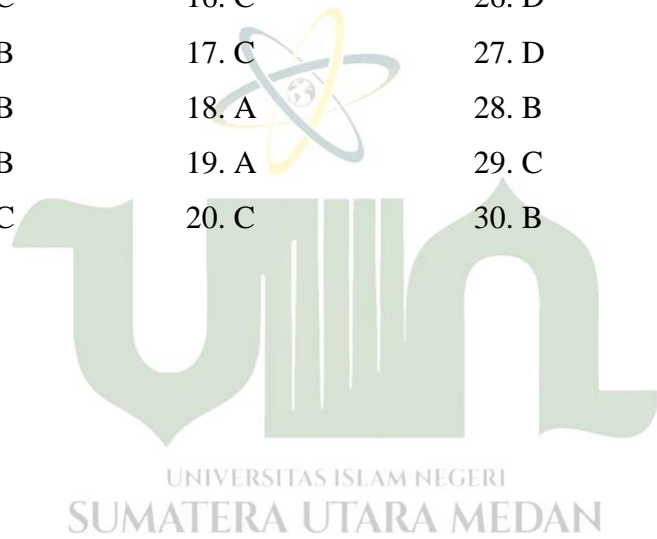




## E. Appendix V

## Answer Key of Post Test Cycle I

1. B	11. A	21. D
2. B	12. A	22. C
3. B	13. A	23. D
4. C	14. C	24. B
5. D	15. C	25. D
6. C	16. C	26. D
7. B	17. C	27. D
8. B	18. A	28. B
9. B	19. A	29. C
10. C	20. C	30. B



F. Appendix VI  
Post-Test Cycle II

Name :

Class :

- b. Choose either a,b,c or d for the correct answer!
1. The girl is drinking The Indonesian sentence is...
    - a. anak perempuan itu sedang minum
    - b. anak laki-laki itu sedang minum
    - c. Seorang pria sedang minum
    - d. Bibi sedang minum
  2. The boy is drinking. The Indonesian sentence is...
    - a. Anak perempuan itu sedang minum
    - b. Anak laki-laki itu sedang minum
    - c. Seorang pria sedang minum
    - d. Paman sedang minum
  3. The man is eating. The Indonesian sentence is...
    - a. Anak perempuan itu sedang makan
    - b. Anak laki-laki itu sedang makan
    - c. Pria itu sedang makan
    - d. Wanita itu sedang minum
  4. The woman is eating. The Indonesian sentence is...
    - a. Anak perempuan itu sedang makan
    - b. Anak laki-laki itu sedang makan
    - c. Wanita itu sedang makan
    - d. Pria itu sedang minum
  5. The woman are reading. The Indonesian sentence is...
    - a. Wanita itu sedang membaca

- b. Pria itu sedang membaca
  - c. Gadis itu sedang membaca
  - d. Anak laki-laki itu sedang membaca
  
6. The girl is running. The Indonesian sentence is...
  - a. Anak laki-laki itu sedang berlari
  - b. Anak gadis itu sedang berlari
  - c. Wanita itu sedang berlari
  - d. Bibi sedang berlari
  
7. They are reading. The Indonesian sentence is....
  - a. Mereka sedang memasak
  - b. Mereka sedang menulis
  - c. Mereka sedang membaca
  - d. Mereka sedang berlari
  
8. They are cooking. The Indonesian sentence is...
  - a. Mereka sedang memasak
  - b. Mereka sedang menulis
  - c. Mereka sedang membaca
  - d. Mereka sedang berlari
  
9. They are writing. the Indonesian sentence is...
  - a. Mereka sedang memasak
  - b. Mereka sedang menulis
  - c. Mereka sedang membaca
  - d. Mereka sedang berlari
  
10. They are swimming. The Indonesian sentence is...
  - a. Mereka sedang sedang berenang

- b. Mereka sedang berlari
- c. Mereka sedang makan
- d. Mereka sedang menulis

11. The boy are swimming. The Indonesian sentence is...

- a. Anak laki-laki sedang membaca
- b. Anak laki-laki sedang menulis
- c. Anak laki-laki sedang berenang
- d. Anak laki-laki itu sedang menulis

12. The woman is swimming. The Indonesian sentence is...

- a. Wanita itu sedang berenang
- b. Wanita itu sedang membaca
- c. Wanita itu sedang menulis
- d. Wanita itu sedang memasak


13. She is drinking.



a.



b.



c.



d.

14. The girl is drinking. In Indonesia language is...

- a. Anak perempuan sedang minum
- b. Wanita sedang minum
- c. Ibu sedang minum
- d. Bibi sedang minum

15. The boy is eating. In Indonesia language is...

- a. Anak laki-laki sedang makan
- b. Pria sedang makan
- c. Ayah sedang makan
- d. Paman sedang makan

16. The uncle is running. In Indonesian language is...

- a. Anak laki-laki sedang belajar
- b. Pria sedang makan
- c. Ayah sedang duduk
- d. Paman sedang berlari

17. The man is drinking. In Indonesian language is...
- Anak laki-laki sedang minum
  - Pria sedang minum
  - Ayah sedang minum
  - Paman sedang minum
18. The girl is running. In Indonesian language is...
- Anak perempuan sedang memasak
  - Anak perempuan sedang belajar
  - Anak perempuan sedang berlari
  - Anak perempuan sedang makan
19. My name is Michel. In Indonesian language is
- Dia laki-laki adalah Michel
  - Name saya adalah Michel
  - Ayah saya bernama Michel
  - Michel adalah sepupu saya
20. This is my grand mother and my grand father. In Indonesian language is....
- Ini adalah ayah dan ibu saya
  - Ini adalah bibi dan paman saya
  - Ini adalah nenek dan kakek saya
  - Ini adalah adik dan kakak saya
21. The boy is playing football. In Indonesian language is...
- Anak laki-laki sedang bermain sepak bola
  - Anak laki-laki sedang bermain tenis meja
  - Anak laki-laki sedang bermain bulu tangkis
  - Anak laki-laki sedang berlari

22. The woman is eating. Indonesian language is....
- Anak perempuan sedang berlari
  - Wanita itu sedang membaca
  - Wanita itu sedang makan
  - Wanita itu sedang duduk
23. The boy is writing. in Indonesian language is....
- Anak laki-laki itu sedang berlari
  - Anak laki-laki itu sedang menulis
  - Anak laki-laki itu sedang membaca
  - Anak laki-laki itu sedang belajar
24. This my uncle. In Indonesian language is...
- Ini adalah kakak saya
  - Ini adalah paman saya
  - Ini adalah ayah saya
  - Ini adalah kakek saya
25. She is cooking. In Indonesian language is...
- Dia perempuan sedang memasak
  - Dia perempuan sedang makan
  - Dia perempuan sedang minum
  - Dia laki-laki sedang makan
26. They are cooking. In Indonesian language is...
- Mereka sedang berlari
  - Mereka sedang memasak
  - Mereka sedang belajar kelompok
  - Mereka sedang pergi ke pasar

27. He is cooking. In Indonesian language is...

- a. Dia laki-laki sedang memasak
- b. Dia laki-laki sedang duduk
- c. Dia perempuan sedang memasak
- d. Dia perempuan sedang duduk

28. She is writing. in Indonesian language is....

- a. Dia perempuan sedang membaca
- b. Dia perempuans edang menulis
- c. Dia laki-laki sedang membaca
- d. Dia laki-laki sedang menulis

29. They are writing. in indoneian language is....

- a. Mereka sedang memasak
- b. Mereka sedang menulis
- c. Mereka sedang belajar
- d. Mereka sedang membaca

30. He is writing. in Indonesian language is...

- a. Dia laki-laki sedang membaca
- b. Dia laki-laki sedang menulis
- c. Dia perempuan sedang menulis
- d. Dia perempuan sedang membaca

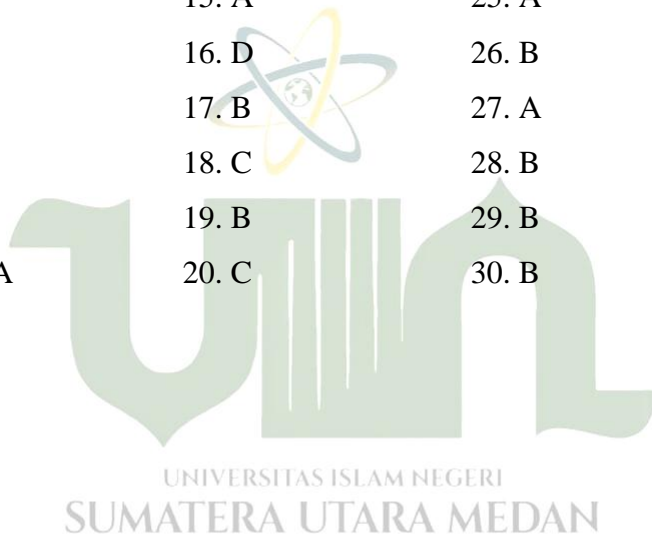


## G. Appendix VII

Answer

key the Post-test Cycle II

1. A	11. C	21. A
2. B	12. A	22. C
3. C	13. C	23. B
4. A	14. A	24. B
5. A	15. A	25. A
6. B	16. D	26. B
7. C	17. B	27. A
8. A	18. C	28. B
9. B	19. B	29. B
10. A	20. C	30. B



## H. Appendix VIII

## Observation Sheets

## a. Meeting 1

Learning Step	Description	Time Allocation
Preliminary activities	Teacher: <ul style="list-style-type: none"> <li>• Pray</li> <li>• Check students attendance,</li> <li>• prepare conducive learning atmosphere,</li> <li>• state the learning objectives.</li> </ul>	
Core activities	<ul style="list-style-type: none"> <li>• During the learning process in class, students participate actively, cooperate with friends, and advantage of teacher guidance</li> <li>• Observation</li> <li>• Ask and answer about social functions, text structure, and linguistic elements of transactional interaction text appropriate expressions of greeting when meeting and respond</li> <li>• Complete the concept (class) communicate use vocabulary in intuit. During the process learning always get input and feedback from teacher/friends to improve vocabulary mastery.</li> <li>• The teacher gives a pre-test to students to see the ability of students</li> </ul>	

	vocabulary mastery	
Closing activities	<ul style="list-style-type: none"> <li>• Students with teacher discuss the benefits of learning that has just been completed.</li> <li>• One of the student lead the prayer.</li> </ul>	

## b. Meeting 2

Learning step	Description	Time Allocation
Preliminary activities	<p>Teacher:</p> <ul style="list-style-type: none"> <li>• Pray</li> <li>• Check students attendance,</li> <li>• prepare conducive learning atmosphere,</li> <li>• state the learning objectives.</li> <li>• Mention the learning activities that will be carried out activity.</li> </ul>	
Core activities	<ul style="list-style-type: none"> <li>• During the learning process in class, students participate actively, cooperate with friends, and advantage of teacher guidance</li> <li>• Observation</li> <li>• Ask and answer about social functions, text structure, and linguistic elements of transactional interaction text appropriate expressions of greeting when meeting and respond</li> <li>• Complete the concept (class) communicate use vocabulary in intuit. During the process learning always get input and feedback from teacher/friends to improve vocabulary mastery.</li> </ul>	

	<ul style="list-style-type: none"> <li>The teacher explain to students about the Rosetta stone application and download the Rosetta stone application</li> </ul>	
Closing activities	<ul style="list-style-type: none"> <li>Students with teacher discuss the benefits of learning that has just been completed.</li> <li>Discuss the difficulties in carrying out development activities lesson</li> <li>Summing up the learning outcomes</li> <li>Coordinating homework schedule of activities that students</li> <li>One of the student lead prayer</li> </ul>	

Learning step	Description	Time Allocation
Preliminary activities	Teacher: <ul style="list-style-type: none"> <li>Pray</li> <li>Check students attendance,</li> <li>prepare conducive learning atmosphere,</li> <li>state the learning objectives.</li> </ul>	
Core activities	<ul style="list-style-type: none"> <li>During the learning process in class, students participate actively, cooperate with friends, and advantage of teacher guidance</li> <li>Observation</li> <li>Ask and answer about social functions, text structure, and linguistic elements of transactional interaction text appropriate expressions of greeting when meeting</li> </ul>	

	<p>and respond</p> <ul style="list-style-type: none"> <li>• Complete the concept (class) communicate use vocabulary in intuit. During the process learning always get input and feedback from teacher/friends to improve vocabulary mastery.</li> <li>• The teacher teaches students about the use of Rosetta stone application</li> </ul>	
Closing activities	<ul style="list-style-type: none"> <li>• Students with teacher discuss the benefits of learning that has just been completed.</li> <li>• The teacher instruct students to study using the Rosetta stone application at home.</li> </ul>	

Learning step	Description	Time Allocation
Preliminary activities	<p>Teacher:</p> <ul style="list-style-type: none"> <li>• Pray</li> <li>• Check students attendance,</li> <li>• prepare conducive learning atmosphere,</li> <li>• state the learning objectives.</li> </ul>	
Core activities	<ul style="list-style-type: none"> <li>• During the learning process in class, students participate actively, cooperate with friends, and advantage of teacher guidance</li> <li>• Observation</li> <li>• Ask and answer about social functions, text structure, and linguistic elements of transactional interaction text appropriate expressions of</li> </ul>	

	<p>greeting when meeting and respond</p> <ul style="list-style-type: none"> <li>• Complete the concept (class) communicate use vocabulary in intuit. During the process learning always get input and feedback from teacher/friends to improve vocabulary mastery.</li> <li>• The teacher gives the first cycle post-test to students to see if there is an increase after students use the Rosetta stone application</li> </ul>	
Closing activities	<ul style="list-style-type: none"> <li>• Students with teacher discuss the benefits of learning that has just been completed.</li> </ul>	

Learning step	Description	Time Allocation
Preliminary activities	<p>Teacher:</p> <ul style="list-style-type: none"> <li>• Pray</li> <li>• Check students attendance,</li> <li>• prepare conducive learning atmosphere,</li> <li>• state the learning objectives.</li> </ul>	
Core activities	<ul style="list-style-type: none"> <li>• During the learning process in class, students participate actively, cooperate with friends, and advantage of teacher guidance</li> <li>• Observation</li> <li>• Ask and answer about social functions, text structure, and linguistic elements of transactional interaction text appropriate expressions of</li> </ul>	

	<p>greeting when meeting and respond</p> <ul style="list-style-type: none"> <li>• Complete the concept (class) communicate use vocabulary in intuit. During the process learning always get input and feedback from teacher/friends to improve vocabulary mastery.</li> <li>• After the teacher gave the post-test cycle 1 the increase in students vocabulary mastery was still low, and finally the teacher did a post-test cycle II at meeting 8</li> </ul>	
Closing activities	<ul style="list-style-type: none"> <li>• Students with teacher discuss the benefits of learning that has just been completed.</li> <li>• The teacher gives motivation to students</li> <li>• One of the students lead prayer</li> </ul>	

## I. Appendix X

Interview transcript with student

### 1). Student 6

Student 6 is one of student who got the highest scores on the posttest and have the ability to speak English.

**Viewer** :“Kira-kira kamu suka gak, kalo belajar bahasa inggris menggunakan Rosetta Stone kayak kemaren?”

**Participant** :“Iya bu, saya sangat senang kalo belajar bahasa inggris khususnya belajar penguasaan kosa kata menggunakan Rosetta Stone, biar saya tambah semangat aja kalo mengikuti pelajaran bervariasi gitu loh bu? Gak monoton, jadi saya gak bosan gitu...”

**Viewer** :“Kira -kira kalo pelajaran lain menggunakan Rosetta Stone juga (misalkan speaking, reading, writing), kamu setuju gak? Senang gak kamu?”

**Participant** :“Kalo pelajaran lain juga menggunakan Rosetta Stone,, saya sangat senang? Biar semangat belajar dan meningkatkan kemampuan dalam berbahasa inggris saya pada skill lain. Namun tidak dijadikan media utama dalam belajar, hanya sebagai media tambahan aja untuk belajar dirumah...”



**Viewer** :“Bagaimana perasaanya jika belajar kosa kata menggunakan Rosetta Stone?”

**Participant** :“Sangat menyenangkan dan tidak membosankan soalnya sudah ada gambar – gambarnya yang sesuai dengan pengucapan oleh penutur asli”

## 2). Student 1

Student 2 is a student who also got big changes at her scores in post test.

**Viewer** :“Bagaimana perasaanya setelah belajar bahasa inggris menggunakan Rosetta Stone ?”

**Participant** :“Menarik dan rame. Karena tehnologinya baru.”.

**Viewer** :“Terus kamu paham gak dengan materi yang ada di dalam nya?”

**Participant** :“Iya, saya faham dengan materinya karena aplikasi Rosetta stone memiliki berbagai fitur seperti gambar, natif suara dan lainnya sehingga tidak membosankan”

## 3). Student 16

He is a student who has a willingness in learning English and have a high level of confidence that has medium ability in his class.

**Viewer** :“Bagaimana perasaanya setelah belajar menggunakan Rosetta Stone?”

**Participant** :“Meskipun agak kesulitan sedikit, namun saya senang sekali belajar menggunakan Rosetta Stone karena menambah pengetahuan – pengetahuan yang baru untuk saya. Meskipun saya agak sedikit kesulitan....”

**Viewer** :“Merasa gak ada peningkatan terhadap penguasaan kosa kata kamu setelah menggunakan Rosetta Stone ini walupun sedikit?”

**Participant** :“Ya saya merasa ada peningkatan terhadap skill saya. Terkhusus cara pengucapannya....”

**Viewer** :“Trus, ada gak masukan untuk penggunaan edia ini”?

**Participat** :“Saya lihat Rosetta Stone ini hanya seputar Gambar. Kalau bisa untuk Rosetta Stone bisa ditambahkan cerita, video atau percakapan dari native speaker.”

## J. Appendix XI

## Diary Notes

No	Date	Activity
1.	Monday 02 January 2023	<p>Researchers conducted the MTS Tarbiyah Islamiyah principal, to ask permission to conduct research. Then the researcher asked permission to meet with English teacher to talk about the research will be done. The research to be carried out is Classroom Action Research (CAR) with a purpose improve aspects of learning. Teacher provide flat students grades, hard copy of students attendance list, discussing any material and the schedule is studied and observations will be made in that week.</p>
2.	Wednesday 04 January 2023	<p>At the first meeting, the researcher only introduced himself to the students, who in the following weeks the researcher became the English teacher in the class. The researcher also briefly explained the new teaching method to the students, where learning together with the researcher, the Rosetta stone application was used as a learning medium. Application of Rosetta stone as a learning medium. The researcher also asked about the difficulties experienced by students</p>

		when learning English.
3.	Thursday 05 January 2023	At the second meeting, the researcher asked the students to download the learning application first. After that the researcher gave instructions on how to use the Rosetta stone application as a learning medium and ensured that each student understood the procedure for using the application. After that, the researcher provides learning about transactional text. Before ending the class, the researcher also gave 4-5 new vocabulary words for the students to memorize.
4.	Friday 06 January 2023	Th the third meeting , before starting the lesson, the researcher briefly repeated yesterday's lesson and randomly asked students to memorize the vocabulary given last week. In this meeting, the researcher was taught to express intentions. In each meeting, the researcher gave new vocabulary to the students to memorize. At the end of class, the researcher gave assignments to students to "make paragraphs or short stories" related to learning.
5.	Saturday 07 January 2023	at the fourth meeting, the researcher collects student assignments. after that the researcher asked several students

		to come forward to read the dialogue they had made. at this meeting , the researcher explained about congratulating and praising others . before ending the class, the researcher gave new vocabulary to the students to memorize.
6.	Monday 09 January 2023	At the fifth meeting, the researcher briefly repeated the previous lesson and tested several students on vocabulary mastery that had been given in the previous weeks. At this meeting, the researcher gave the task of having a dialogue with peers about congratulation and praise. At the end of the lesson, the researcher provided new vocabulary and asked students how they felt after several learning meeting using the Rosetta stone application as a learning medium.
7.	Tuesday 10 January 2023	At the sixth meeting, the researcher briefly repeated the previous lesson. At this meeting, the researchers player games. Researchers give several questions or challenges to students and students who answer these challenges get proses.
8.	Wednesday 11 January 2023	At the last meeting, the researcher gave a cycle 1 post-test. To see whether students' progress in

		understanding vocabulary increased or not after using the Rosetta stone application as a learning medium.
9.	Friday 13 January 2023	At this meeting the researcher gave the second cycle of post-test
10.	Saturday 14 January, 2023	In the last meeting, the teacher and students took pictures and said their thanks and farewell to the students who had been willing to work together during the research.



K. Appendix XII  
Documentation



SITAS ISL  
A UTA



KEMENTERIAN AGAMA REPUBLIK INDONESIA  
UNIVERSITAS ISLAM NEGERI SUMATERA UTARA MEDAN  
FAKULTAS ILMU TARBIYAH DAN KEGURUAN  
Jl. Williem Iskandar Pasar V Medan Estate 20371  
Telp. (061) 6615683-6622925 Fax. 6615683

Nomor : B-1708/ITK.IV.5/ITK.V.3/PP.00.9/01/2023

30 Januari 2023

Lampiran : -

Hal : Izin Riset

**Yth. Bapak/Ibu Kepala Yth. Bapak/Ibu Kepala Sekolah MTS  
Tarbiyah Islamiyah Panipahan.**

*Assalamulaikum Wr. Wb.*

Dengan Hormat, diberitahukan bahwa untuk mencapai gelar Sarjana Strata Satu (S1) bagi Mahasiswa Fakultas Ilmu Tarbiyah dan Keguruan adalah menyusun Skripsi (Karya Ilmiah), kami tugaskan mahasiswa:

Nama	: Naina Sumita
NIM	: 0304183233
Tempat/Tanggal Lahir	: Panipahan, 20 Januari 1997
Program Studi	: Tadris Bahasa Inggris
Semester	: IX (Sembilan)
Alamat	: Jl. Datuk Paduko Kepenghuluan Panipahan Darat Kelurahan Panipahan Darat Kecamatan Pasir Limau Kapas

untuk hal dimaksud kami mohon memberikan Izin dan bantuannya terhadap pelaksanaan Riset di MTS Tarbiyah Islamiyah Panipahan., guna memperoleh informasi/keterangan dan data-data yang berhubungan dengan Skripsi (Karya Ilmiah) yang berjudul:

***UTILIZING ROSETTA STONE APPLICATION TO IMPROVE  
STUDENTS' VOCABULARY MASTERY AT THE EIGHTH GRADE OF  
MTS TARBIYAH ISLAMIAH PANIPAHAN***

Demikian kami sampaikan, atas bantuan dan kerjasamanya diucapkan terima kasih.

Medan, 30 Januari 2023  
a.n. DEKAN  
Ketua Program Studi Pendidikan  
Bahasa Inggris



*Digitaly Signed*

**Yani Lubis, M.Hum**  
NIP. 197006062000031006

**Tembusan:**

- Dekan Fakultas Ilmu Tarbiyah dan Keguruan UIN Sumatera Utara Medan





**YAYASAN TARBİYAH ISLAMİYAH PANIPAHAN**  
**KEC. PASIR LIMA KAPAS KAB. ROKAN HILIR PROV. RIAU**  
**MADRASAH TSANAWIYAH**  
**AKREDITASI A**

NSS : 212091006030 NSM : 121214070009 NIS : 210300 NPS: 10499258

Alamat : Jl. Bhakti No. 107 Panipahan Kode Pos 28991 Email : tarbiyahislamiyah01@gmail.com

**SURAT KETERANGAN KEPALA MADRASAH**

Nomor: MTs.130/04.11/PP.01.1/0037/2021

Saya yang bertanda tangan di bawah ini Kepala Madrasah Tsanawiyah Tarbiyah Islamiyah Panipahan dengan ini menerangkan bahwa:

Nama : NAINA SUMITA  
Tempat/Tanggal lahir : Panipahan, 20 Januari 1997  
Nim : 0304183233  
Jurusan : Tadris Bahasa Inggris  
Institusi : Universitas Islam Negeri Sumatera Utara

Nama tersebut di atas telah selesai melaksanakan penelitian pada tanggal 15 Januari 2023 di Madrasah Tsanawiyah Tarbiyah Islamiyah Panipahan.

Demikian surat keterangan ini dibuat, dan diberikan kepada yang bersangkutan untuk dipergunakan seperlunya.

Panipahan, 18 Januari 2022



Kepala Sekolah

GUNAWAN, S.Pd