


## DAFTAR PUSTAKA

- Akmal Tarigan, Azhari, Muhammad Yafiz, Isnaini Harahap, Marliyah, Chuzaimah Batubara, M Ridwan, Nurlaila Harahap, Et Al. *Buku Panduan Penulisan Skripsi Fakultas Ekonomi Dan Bisnis Islam Universitas Islam Negeri Sumatera Utara*. Medan: Febi Press Uinsu, 2015.
- Bancin, Revo Handari. "Pengaruh Piutang Lancar Dan Piutang Tidak Lancar Terhadap Arus Kas Pada Pt. Charoen Pokphand Indonesia Tbk (Cpin)." Universitas Islam Negeri Sumatera Utara, 2021.
- Barasa, Derma Raida. "Pengaruh Pengelolaan Piutang Terhadap Efektivitas Arus Kas Pada Rumah Sakit Ibu & Anak Stella Maris Medan" (2017).
- Bi Rahmani, Nur Ahmadi. *Metodologi Penelitian Ekonomi*. Medan: Febi Press Uinsu, 2016.
- Binilang, Glencha Desgrio Christosa, Ventje Ilat, And Lidia M Mawikere. "Pengaruh Laba Bersih, Perubahan Piutang Usaha, Perubahan Utang Usaha Dan Perubahan Persediaan Terhadap Arus Kas Operasi Di Masa Depan Pada Perusahaan Yang Terdaftar Dalam Indeks Lq45 Di Bursa Efek Indonesia Tahun 2011-2015." *Jurnal Emba: Jurnal Riset Ekonomi, Manajemen, Bisnis Dan Akuntansi* 5, No. 2 (2019).
- Deli, Muhammad Amin. "Analisis Kebijakan Pengendalian Piutang Dalam Mewujudkan Efektivitas Arus Kas Pada Cv. Ramos Karya." *Kumpulan Karya Ilmiah Mahasiswa Fakultas Sosial Sains* 1, No. 01 (2019).
- Dewi, Hayuningtyas Pramesti, And Riri Oktaviani. "Analisis Pengakuan Pendapatan Penjualan Konsinyasi Dan Biaya Penjualan Untuk Akuntabilitas Laporan Keuangan Pada Pt Bumi Aksara Group." *Jurnal Akuntansi Dan Bisnis Krisnadwipayana* 6, No. 3 (2019).
- Diana, Anastasia, And Lilis Setiawati. *Akuntansi Keuangan Menengah Berdasarkan Standar Akuntansi Keuangan Terbaru*. Yogyakarta: Cv. Andi Offset, 2017.
- Efendi, Gery, And Saprudin Saprudin. "Pengaruh Piutang Usaha Dan Hutang Usaha Terhadap Arus Kas Operasi Pada Pt Dunia Express Tahun 2016-2017." *Jurnal Akuntansi Dan Perpajakan Jayakarta* 1, No. 1 (2019): 12–24.
- Farhan, Anggara. "Tujuan Laporan Keuangan Yang Perlu Anda Ketahui." Accessed October 20, 2020. <https://Www.Beecloud.Id/Tujuan-Laporan-Keuangan-Yang-Perlu-Anda-Ketahui/>.
- H Timotius, Chris. *Pengantar Metodologi Penelitian*. Yogyakarta: Andi, 2017.
- Hadi, Dudi Abdul. "Pengembangan Teori Akuntansi Syariah Di Indonesia." *Jurnal Akuntansi Multiparadigma* 9, No. 1 (2018): 106–123.

- Hakim, Yofi Luqmanul. "Pengaruh Laba Bersih, Perubahan Piutang Usaha Dan Perubahan Utang Lancar Dalam Memprediksi Arus Kas Operasi Masa Depan Pada Perusahaan Sub Sektor Food And Beverages Yang Terdaftar Di Bursa Efek Indonesia (Bei) Periode 2013-2018." Fakultas Ekonomi Dan Bisnis Universitas Pakuan, 2020.
- Hardani, Helmina Andriani, Jumari Ustiawaty, Ria Rahmatul Istiqomah, Roushandy Asri Fardani, Dhika Juliana Sykmana, And Nur Hikmatul Auliya. "Buku Metode Penelitian Kualitatif & Kuantitatif." Yogyakarta: Cv. Pustaka Ilmu Group (2020).
- Harmain, Hendra, Nurlaila, Lili Safrida, Sufitrayati, Alfurkaniati, Yana Ermawati, Arfan Ikhsan, Hastuti Olivia, Jubi, And Nurwani. "Pengantar Akuntansi 1." H. 8. 3rd Ed. Medan: Madenatera, 2019.
- Ikhsan, Arfan. "Metodologi Penelitian Bisnis: Untuk Akuntansi Dan Manajemen." Citapustaka Media, 2014.
- Indonesia, Kementerian Agama Republik. *Al-Qur'an Terjemah Tafsir Bil Hadis*. Bandung: Cordoba, 2019.
- Karpriana, Angga Permadi. "Analisis Kemampuan Arus Kas Operasi, Laba Bersih, Komponen Akrua, Dan Rasio Piutang Dalam Memprediksi Arus Kas Operasi Masa Depan (Studi Pada Perusahaan Manufaktur Yang Terdaftar Di Bursa Efek Indonesia)." *Jurnal Akuntansi Keuangan Dan Bisnis* 12, No. 2 (2019): 1–10.
- Kasmir, K. "Pengantar Manajemen Keuangan Edisi Kedua." Jakarta: Prenadamedia Group (2018).
- Martani, Dwi, Sylvia Veronica, Ratna Wardhani, Aria Farahmita, And Edward Tanujaya. "Akuntansi Keuangan Menengah Berbasis Psak." Jakarta: Salemba Empat (2012).
- Martono, Nanang. *Metode Penelitian Kuantitatif Analisis Isi Dan Analisis Data Sekunder*. Jakarta: Rajawali, 2016.
- Muthafer, Osmad. "Akuntansi Perbankan Syariah." H. 5. Yogyakarta: Graha Ilmu, 2012.
- Nursya'adah, Dena. "Analisis Kemampuan Prediktif Laba Kotor, Laba Operasi, Laba Bersih, Arus Kas Operasi, Perubahan Hutang, Perubahan Piutang, Perubahan Persediaan Dan Perubahan Beban Depresiasi Terhadap Arus Kas Operasi Masa Depan." *Prisma (Platform Riset Mahasiswa Akuntansi)* 1, No. 1 (2020): 120–135.
- Prihadi, Toto. *Analisis Laporan Keuangan*. Gramedia Pustaka Utama, 2019.
- Priyatno, Duwi. "Spss 22 Pengolah Data Terpraktis." Yogyakarta: Cv Andi Offset (2014).

- Sari, Fitriya Permana, And Diana Supriati. “Faktor-Faktor Yang Mempengaruhi Prediksi Arus Kas Operasi Masa Depan (Studi Empiris Perusahaan Consumer Good Industry Yang Terdaftar Di Bursa Efek Indonesia Tahun 2015-2019)//Affecting Factors Future Operating Cash Flows Prediction (Empirical Study Of Go.” *Faktor-Faktor Yang Mempengaruhi Prediksi Arus Kas Operasi Masa Depan (Studi Empiris Perusahaan Consumer Good Industry Yang Terdaftar Di Bursa Efek Indonesia Tahun 2015-2019)* (2020).
- Sianturi, Novita. “Analisis Laporan Arus Kas Sebagai Alat Ukur Efektivitas Menilai Kinerja Keuangan Pada Pt. Bank Perkreditan Rakyat Nusantara Bona Pasogit 18 Perbaungan Kab. Serdang Bedagai.” *Skripsi Universitas Medan Area* (2017): H. 11-14.
- Siregar, Landong Soleha. “Pengaruh Penjualan Dan Piutang Usaha Terhadap Arus Kas Pada Pt. Nippon Indosari Corpindo Tbk Periode 2011-2018.” Iain Padangsidimpuan, 2020.
- Suci, Yuli Rahmini. “Perkembangan Umkm (Usaha Mikro Kecil Dan Menengah) Di Indonesia.” *Jurnal Ilmiah Cano Ekonomos* 6, No. 1 (2017): 51–58.
- Sugiyono. *Metode Penelitian Administrasi*. Bandung: Penerbit Alfabeta, 2016.
- Syafina, Laylan. *Metode Penelitian Akuntansi*. Medan: Febi Press Uin Su, 2019.
- . “Panduan Penelitian Kuantitatif Akuntansi.” Medan: Febi Press, 2018.
- Syamsuddin, Lukman. “Manajemen Keuangan Perusahaan” (2016).
- Tambunan, Tulus T H. *Umkm Di Indonesia: Perkembangan, Kendala, Dan Tantangan*. Prenada Media, 2021.
- Wani, Nurwani, And Ayu Safitri. “Pengaruh Penggunaan Informasi Akuntansi Terhadap Keberhasilan Usaha Kecil Menengah (Studi Pada Sentra Dodol Di Kec. Tanjung Pura).” *Liabilities (Jurnal Pendidikan Akuntansi)* 2, No. 1 (2019): 37–52.
- Weygandt, Jerry J, Paul D Kimmel, And Donald E Kieso. *Financial Accounting With International Financial Reporting Standards*. John Wiley & Sons, 2018.
- Windihastuti, Erni. “Pengaruh Perubahan Piutang, Perubahan Hutang, Perubahan Pediaan, Dan Perubahan Beban Depresiasi Terhadap Arus Kas Operasi Masa Depan (Studi Kasus Pada Perusahaan Manufaktur Sektor Industri Barang Dan Konsumsi Di Bursa Efek Indonesia Periode 2013-2017).” Universitas Muhammadiyah Purwokerto, 2020.
- Yusra, Irdha. “Kemampuan Rasio Likuiditas Dan Solvabilitas Dalam Memprediksi Laba Perusahaan Perusahaan: Studi Empiris Pada Perusahaan Telekomunikasi Yang Terdaftar Di Bursa Efek Indonesia.” *Jurnal Benefita* 1, No. 1 (2016): 15–23.

Yusuf, Ramayani, And Nurul Ramdini Sapitri. “Pengaruh Pengelolaan Piutang Terhadap Efektivitas Arus Kas Pada Pt. Telekomunikasi Indonesia (Persero) Tbk Periode 2015-2019.” *Jurnal Ekonomi Dan Statistik Indonesia* 1, No. 2 (2021): 69–74.



# LAMPIRAN-LAMPIRAN

## LAMPIRAN I

### Tabel F, Tabel t, dan Tabel R

#### 1. Tabel F

Titik Persentase Distribusi F untuk Probabilita = 0,05															
df untuk penyebut (N2)	df untuk pembilang (N1)														
	1	2	3	4	5	6	7	8	9	10	11	12	13	14	15
1	161	199	216	225	230	234	237	239	241	242	243	244	245	245	246
2	18.51	19.00	19.16	19.25	19.30	19.33	19.35	19.37	19.38	19.40	19.40	19.41	19.42	19.42	19.43
3	10.13	9.55	9.28	9.12	9.01	8.94	8.89	8.85	8.81	8.79	8.76	8.74	8.73	8.71	8.70
4	7.71	6.94	6.59	6.39	6.26	6.16	6.09	6.04	6.00	5.96	5.94	5.91	5.89	5.87	5.86
5	6.61	5.79	5.41	5.19	5.05	4.95	4.88	4.82	4.77	4.74	4.70	4.68	4.66	4.64	4.62
6	5.99	5.14	4.76	4.53	4.39	4.28	4.21	4.15	4.10	4.06	4.03	4.00	3.98	3.96	3.94
7	5.59	4.74	4.35	4.12	3.97	3.87	3.79	3.73	3.68	3.64	3.60	3.57	3.55	3.53	3.51
8	5.32	4.46	4.07	3.84	3.69	3.58	3.50	3.44	3.39	3.35	3.31	3.28	3.26	3.24	3.22
9	5.12	4.26	3.86	3.63	3.48	3.37	3.29	3.23	3.18	3.14	3.10	3.07	3.05	3.03	3.01
10	4.96	4.10	3.71	3.48	3.33	3.22	3.14	3.07	3.02	2.98	2.94	2.91	2.89	2.86	2.85
11	4.84	3.98	3.59	3.36	3.20	3.09	3.01	2.95	2.90	2.85	2.82	2.79	2.76	2.74	2.72
12	4.75	3.89	3.49	3.26	3.11	3.00	2.91	2.85	2.80	2.75	2.72	2.69	2.66	2.64	2.62
13	4.67	3.81	3.41	3.18	3.03	2.92	2.83	2.77	2.71	2.67	2.63	2.60	2.58	2.55	2.53
14	4.60	3.74	3.34	3.11	2.96	2.85	2.76	2.70	2.65	2.60	2.57	2.53	2.51	2.48	2.46
15	4.54	3.68	3.29	3.06	2.90	2.79	2.71	2.64	2.59	2.54	2.51	2.48	2.45	2.42	2.40
16	4.49	3.63	3.24	3.01	2.85	2.74	2.66	2.59	2.54	2.49	2.46	2.42	2.40	2.37	2.35
17	4.45	3.59	3.20	2.96	2.81	2.70	2.61	2.55	2.49	2.45	2.41	2.38	2.35	2.33	2.31
18	4.41	3.55	3.16	2.93	2.77	2.66	2.58	2.51	2.46	2.41	2.37	2.34	2.31	2.29	2.27
19	4.38	3.52	3.13	2.90	2.74	2.63	2.54	2.48	2.42	2.38	2.34	2.31	2.28	2.26	2.23
20	4.35	3.49	3.10	2.87	2.71	2.60	2.51	2.45	2.39	2.35	2.31	2.28	2.25	2.22	2.20
21	4.32	3.47	3.07	2.84	2.68	2.57	2.49	2.42	2.37	2.32	2.28	2.25	2.22	2.20	2.18
22	4.30	3.44	3.05	2.82	2.66	2.55	2.46	2.40	2.34	2.30	2.26	2.23	2.20	2.17	2.15
23	4.28	3.42	3.03	2.80	2.64	2.53	2.44	2.37	2.32	2.27	2.24	2.20	2.18	2.15	2.13
24	4.26	3.40	3.01	2.78	2.62	2.51	2.42	2.36	2.30	2.25	2.22	2.18	2.15	2.13	2.11
25	4.24	3.39	2.99	2.76	2.60	2.49	2.40	2.34	2.28	2.24	2.20	2.16	2.14	2.11	2.09
26	4.23	3.37	2.98	2.74	2.59	2.47	2.39	2.32	2.27	2.22	2.18	2.15	2.12	2.09	2.07
27	4.21	3.35	2.96	2.73	2.57	2.46	2.37	2.31	2.25	2.20	2.17	2.13	2.10	2.08	2.06
28	4.20	3.34	2.95	2.71	2.56	2.45	2.36	2.29	2.24	2.19	2.15	2.12	2.09	2.06	2.04
29	4.18	3.33	2.93	2.70	2.55	2.43	2.35	2.28	2.22	2.18	2.14	2.10	2.08	2.05	2.03
30	4.17	3.32	2.92	2.69	2.53	2.42	2.33	2.27	2.21	2.16	2.13	2.09	2.06	2.04	2.01
31	4.16	3.30	2.91	2.68	2.52	2.41	2.32	2.25	2.20	2.15	2.11	2.08	2.05	2.03	2.00
32	4.15	3.29	2.90	2.67	2.51	2.40	2.31	2.24	2.19	2.14	2.10	2.07	2.04	2.01	1.99
33	4.14	3.28	2.89	2.66	2.50	2.39	2.30	2.23	2.18	2.13	2.09	2.06	2.03	2.00	1.98
34	4.13	3.28	2.88	2.65	2.49	2.38	2.29	2.23	2.17	2.12	2.08	2.05	2.02	1.99	1.97

35	4.12	3.27	2.87	2.64	2.49	2.37	2.29	2.22	2.16	2.11	2.07	2.04	2.01	1.99	1.96
36	4.11	3.26	2.87	2.63	2.48	2.36	2.28	2.21	2.15	2.11	2.07	2.03	2.00	1.98	1.95
37	4.11	3.25	2.86	2.63	2.47	2.36	2.27	2.20	2.14	2.10	2.06	2.02	2.00	1.97	1.95
38	4.10	3.24	2.85	2.62	2.46	2.35	2.26	2.19	2.14	2.09	2.05	2.02	1.99	1.96	1.94
39	4.09	3.24	2.85	2.61	2.46	2.34	2.26	2.19	2.13	2.08	2.04	2.01	1.98	1.95	1.93
40	4.08	3.23	2.84	2.61	2.45	2.34	2.25	2.18	2.12	2.08	2.04	2.00	1.97	1.95	1.92
41	4.08	3.23	2.83	2.60	2.44	2.33	2.24	2.17	2.12	2.07	2.03	2.00	1.97	1.94	1.92
42	4.07	3.22	2.83	2.59	2.44	2.32	2.24	2.17	2.11	2.06	2.03	1.99	1.96	1.94	1.91
43	4.07	3.21	2.82	2.59	2.43	2.32	2.23	2.16	2.11	2.06	2.02	1.99	1.96	1.93	1.91
44	4.06	3.21	2.82	2.58	2.43	2.31	2.23	2.16	2.10	2.05	2.01	1.98	1.95	1.92	1.90
45	4.06	3.20	2.81	2.58	2.42	2.31	2.22	2.15	2.10	2.05	2.01	1.97	1.94	1.92	1.89

46	4.05	3.20	2.81	2.57	2.42	2.30	2.22	2.15	2.09	2.04	2.00	1.97	1.94	1.91	1.89
47	4.05	3.20	2.80	2.57	2.41	2.30	2.21	2.14	2.09	2.04	2.00	1.96	1.93	1.91	1.88
48	4.04	3.19	2.80	2.57	2.41	2.29	2.21	2.14	2.08	2.03	1.99	1.96	1.93	1.90	1.88
49	4.04	3.19	2.79	2.56	2.40	2.29	2.20	2.13	2.08	2.03	1.99	1.96	1.93	1.90	1.88
50	4.03	3.18	2.79	2.56	2.40	2.29	2.20	2.13	2.07	2.03	1.99	1.95	1.92	1.89	1.87
51	4.03	3.18	2.79	2.55	2.40	2.28	2.20	2.13	2.07	2.02	1.98	1.95	1.92	1.89	1.87
52	4.03	3.18	2.78	2.55	2.39	2.28	2.19	2.12	2.07	2.02	1.98	1.94	1.91	1.89	1.86
53	4.02	3.17	2.78	2.55	2.39	2.28	2.19	2.12	2.06	2.01	1.97	1.94	1.91	1.88	1.86
54	4.02	3.17	2.78	2.54	2.39	2.27	2.18	2.12	2.06	2.01	1.97	1.94	1.91	1.88	1.86
55	4.02	3.16	2.77	2.54	2.38	2.27	2.18	2.11	2.06	2.01	1.97	1.93	1.90	1.88	1.85
56	4.01	3.16	2.77	2.54	2.38	2.27	2.18	2.11	2.05	2.00	1.96	1.93	1.90	1.87	1.85
57	4.01	3.16	2.77	2.53	2.38	2.26	2.18	2.11	2.05	2.00	1.96	1.93	1.90	1.87	1.85
58	4.01	3.16	2.76	2.53	2.37	2.26	2.17	2.10	2.05	2.00	1.96	1.92	1.89	1.87	1.84
59	4.00	3.15	2.76	2.53	2.37	2.26	2.17	2.10	2.04	2.00	1.96	1.92	1.89	1.86	1.84
60	4.00	3.15	2.76	2.53	2.37	2.25	2.17	2.10	2.04	1.99	1.95	1.92	1.89	1.86	1.84
61	4.00	3.15	2.76	2.52	2.37	2.25	2.16	2.09	2.04	1.99	1.95	1.91	1.88	1.86	1.83
62	4.00	3.15	2.75	2.52	2.36	2.25	2.16	2.09	2.03	1.99	1.95	1.91	1.88	1.85	1.83
63	3.99	3.14	2.75	2.52	2.36	2.25	2.16	2.09	2.03	1.98	1.94	1.91	1.88	1.85	1.83
64	3.99	3.14	2.75	2.52	2.36	2.24	2.16	2.09	2.03	1.98	1.94	1.91	1.88	1.85	1.83
65	3.99	3.14	2.75	2.51	2.36	2.24	2.15	2.08	2.03	1.98	1.94	1.90	1.87	1.85	1.82
66	3.99	3.14	2.74	2.51	2.35	2.24	2.15	2.08	2.03	1.98	1.94	1.90	1.87	1.84	1.82
67	3.98	3.13	2.74	2.51	2.35	2.24	2.15	2.08	2.02	1.98	1.93	1.90	1.87	1.84	1.82
68	3.98	3.13	2.74	2.51	2.35	2.24	2.15	2.08	2.02	1.97	1.93	1.90	1.87	1.84	1.82
69	3.98	3.13	2.74	2.50	2.35	2.23	2.15	2.08	2.02	1.97	1.93	1.90	1.86	1.84	1.81
70	3.98	3.13	2.74	2.50	2.35	2.23	2.14	2.07	2.02	1.97	1.93	1.89	1.86	1.84	1.81
71	3.98	3.13	2.73	2.50	2.34	2.23	2.14	2.07	2.01	1.97	1.93	1.89	1.86	1.83	1.81
72	3.97	3.12	2.73	2.50	2.34	2.23	2.14	2.07	2.01	1.96	1.92	1.89	1.86	1.83	1.81
73	3.97	3.12	2.73	2.50	2.34	2.23	2.14	2.07	2.01	1.96	1.92	1.89	1.86	1.83	1.81
74	3.97	3.12	2.73	2.50	2.34	2.22	2.14	2.07	2.01	1.96	1.92	1.89	1.85	1.83	1.80
75	3.97	3.12	2.73	2.49	2.34	2.22	2.13	2.06	2.01	1.96	1.92	1.88	1.85	1.83	1.80
76	3.97	3.12	2.72	2.49	2.33	2.22	2.13	2.06	2.01	1.96	1.92	1.88	1.85	1.82	1.80
77	3.97	3.12	2.72	2.49	2.33	2.22	2.13	2.06	2.00	1.96	1.92	1.88	1.85	1.82	1.80
78	3.96	3.11	2.72	2.49	2.33	2.22	2.13	2.06	2.00	1.95	1.91	1.88	1.85	1.82	1.80
79	3.96	3.11	2.72	2.49	2.33	2.22	2.13	2.06	2.00	1.95	1.91	1.88	1.85	1.82	1.79
80	3.96	3.11	2.72	2.49	2.33	2.21	2.13	2.06	2.00	1.95	1.91	1.88	1.84	1.82	1.79
81	3.96	3.11	2.72	2.48	2.33	2.21	2.12	2.05	2.00	1.95	1.91	1.87	1.84	1.82	1.79
82	3.96	3.11	2.72	2.48	2.33	2.21	2.12	2.05	2.00	1.95	1.91	1.87	1.84	1.81	1.79

83	3.96	3.11	2.71	2.48	2.32	2.21	2.12	2.05	1.99	1.95	1.91	1.87	1.84	1.81	1.79
84	3.95	3.11	2.71	2.48	2.32	2.21	2.12	2.05	1.99	1.95	1.90	1.87	1.84	1.81	1.79
85	3.95	3.10	2.71	2.48	2.32	2.21	2.12	2.05	1.99	1.94	1.90	1.87	1.84	1.81	1.79
86	3.95	3.10	2.71	2.48	2.32	2.21	2.12	2.05	1.99	1.94	1.90	1.87	1.84	1.81	1.78
87	3.95	3.10	2.71	2.48	2.32	2.20	2.12	2.05	1.99	1.94	1.90	1.87	1.83	1.81	1.78
88	3.95	3.10	2.71	2.48	2.32	2.20	2.12	2.05	1.99	1.94	1.90	1.86	1.83	1.81	1.78
89	3.95	3.10	2.71	2.47	2.32	2.20	2.11	2.04	1.99	1.94	1.90	1.86	1.83	1.80	1.78
90	3.95	3.10	2.71	2.47	2.32	2.20	2.11	2.04	1.99	1.94	1.90	1.86	1.83	1.80	1.78

## 2. Tabel t

Pr	0.25	0.10	0.05	0.025	0.01	0.005	0.001
df	0.50	0.20	0.10	0.050	0.02	0.010	0.002
1	1.00000	3.07768	6.31375	12.70620	31.82052	63.65674	318.30884
2	0.81650	1.88562	2.91999	4.30265	6.96456	9.92484	22.32712
3	0.76489	1.63774	2.35336	3.18245	4.54070	5.84091	10.21453
4	0.74070	1.53321	2.13185	2.77645	3.74695	4.60409	7.17318
5	0.72669	1.47588	2.01505	2.57058	3.36493	4.03214	5.89343
6	0.71756	1.43976	1.94318	2.44691	3.14267	3.70743	5.20763
7	0.71114	1.41492	1.89458	2.36462	2.99795	3.49948	4.78529
8	0.70639	1.39682	1.85955	2.30600	2.89646	3.35539	4.50079
9	0.70272	1.38303	1.83311	2.26216	2.82144	3.24984	4.29681
10	0.69981	1.37218	1.81246	2.22814	2.76377	3.16927	4.14370
11	0.69745	1.36343	1.79588	2.20099	2.71808	3.10581	4.02470
12	0.69548	1.35622	1.78229	2.17881	2.68100	3.05454	3.92963
13	0.69383	1.35017	1.77093	2.16037	2.65031	3.01228	3.85198
14	0.69242	1.34503	1.76131	2.14479	2.62449	2.97684	3.78739
15	0.69120	1.34061	1.75305	2.13145	2.60248	2.94671	3.73283
16	0.69013	1.33676	1.74588	2.11991	2.58349	2.92078	3.68615
17	0.68920	1.33338	1.73961	2.10982	2.56693	2.89823	3.64577
18	0.68836	1.33039	1.73406	2.10092	2.55238	2.87844	3.61048
19	0.68762	1.32773	1.72913	2.09302	2.53948	2.86093	3.57940
20	0.68695	1.32534	1.72472	2.08596	2.52798	2.84534	3.55181
21	0.68635	1.32319	1.72074	2.07961	2.51765	2.83136	3.52715
22	0.68581	1.32124	1.71714	2.07387	2.50832	2.81876	3.50499
23	0.68531	1.31946	1.71387	2.06866	2.49987	2.80734	3.48496
24	0.68485	1.31784	1.71088	2.06390	2.49216	2.79694	3.46678
25	0.68443	1.31635	1.70814	2.05954	2.48511	2.78744	3.45019
26	0.68404	1.31497	1.70562	2.05553	2.47863	2.77871	3.43500
27	0.68368	1.31370	1.70329	2.05183	2.47266	2.77068	3.42103
28	0.68335	1.31253	1.70113	2.04841	2.46714	2.76326	3.40816
29	0.68304	1.31143	1.69913	2.04523	2.46202	2.75639	3.39624
30	0.68276	1.31042	1.69726	2.04227	2.45726	2.75000	3.38518
31	0.68249	1.30946	1.69552	2.03951	2.45282	2.74404	3.37490
32	0.68223	1.30857	1.69389	2.03693	2.44868	2.73848	3.36531
33	0.68200	1.30774	1.69236	2.03452	2.44479	2.73328	3.35634

34	0.68177	1.30695	1.69092	2.03224	2.44115	2.72839	3.34793
35	0.68156	1.30621	1.68957	2.03011	2.43772	2.72381	3.34005
36	0.68137	1.30551	1.68830	2.02809	2.43449	2.71948	3.33262
37	0.68118	1.30485	1.68709	2.02619	2.43145	2.71541	3.32563
38	0.68100	1.30423	1.68595	2.02439	2.42857	2.71156	3.31903
39	0.68083	1.30364	1.68488	2.02269	2.42584	2.70791	3.31279
40	0.68067	1.30308	1.68385	2.02108	2.42326	2.70446	3.30688

Pr	0.25	0.10	0.05	0.025	0.01	0.005	0.001
df	0.50	0.20	0.10	0.050	0.02	0.010	0.002
41	0.68052	1.30254	1.68288	2.01954	2.42080	2.70118	3.30127
42	0.68038	1.30204	1.68195	2.01808	2.41847	2.69807	3.29595
43	0.68024	1.30155	1.68107	2.01669	2.41625	2.69510	3.29089
44	0.68011	1.30109	1.68023	2.01537	2.41413	2.69228	3.28607
45	0.67998	1.30065	1.67943	2.01410	2.41212	2.68959	3.28148
46	0.67986	1.30023	1.67866	2.01290	2.41019	2.68701	3.27710
47	0.67975	1.29982	1.67793	2.01174	2.40835	2.68456	3.27291
48	0.67964	1.29944	1.67722	2.01063	2.40658	2.68220	3.26891
49	0.67953	1.29907	1.67655	2.00958	2.40489	2.67995	3.26508
50	0.67943	1.29871	1.67591	2.00856	2.40327	2.67779	3.26141
51	0.67933	1.29837	1.67528	2.00758	2.40172	2.67572	3.25789
52	0.67924	1.29805	1.67469	2.00665	2.40022	2.67373	3.25451
53	0.67915	1.29773	1.67412	2.00575	2.39879	2.67182	3.25127
54	0.67906	1.29743	1.67356	2.00488	2.39741	2.66998	3.24815
55	0.67898	1.29713	1.67303	2.00404	2.39608	2.66822	3.24515
56	0.67890	1.29685	1.67252	2.00324	2.39480	2.66651	3.24226
57	0.67882	1.29658	1.67203	2.00247	2.39357	2.66487	3.23948
58	0.67874	1.29632	1.67155	2.00172	2.39238	2.66329	3.23680
59	0.67867	1.29607	1.67109	2.00100	2.39123	2.66176	3.23421
60	0.67860	1.29582	1.67065	2.00030	2.39012	2.66028	3.23171
61	0.67853	1.29558	1.67022	1.99962	2.38905	2.65886	3.22930
62	0.67847	1.29536	1.66980	1.99897	2.38801	2.65748	3.22696
63	0.67840	1.29513	1.66940	1.99834	2.38701	2.65615	3.22471
64	0.67834	1.29492	1.66901	1.99773	2.38604	2.65485	3.22253
65	0.67828	1.29471	1.66864	1.99714	2.38510	2.65360	3.22041
66	0.67823	1.29451	1.66827	1.99656	2.38419	2.65239	3.21837
67	0.67817	1.29432	1.66792	1.99601	2.38330	2.65122	3.21639
68	0.67811	1.29413	1.66757	1.99547	2.38245	2.65008	3.21446
69	0.67806	1.29394	1.66724	1.99495	2.38161	2.64898	3.21260
70	0.67801	1.29376	1.66691	1.99444	2.38081	2.64790	3.21079
71	0.67796	1.29359	1.66660	1.99394	2.38002	2.64686	3.20903
72	0.67791	1.29342	1.66629	1.99346	2.37926	2.64585	3.20733



73	0.67787	1.29326	1.66600	1.99300	2.37852	2.64487	3.20567
74	0.67782	1.29310	1.66571	1.99254	2.37780	2.64391	3.20406
75	0.67778	1.29294	1.66543	1.99210	2.37710	2.64298	3.20249
76	0.67773	1.29279	1.66515	1.99167	2.37642	2.64208	3.20096
77	0.67769	1.29264	1.66488	1.99125	2.37576	2.64120	3.19948
78	0.67765	1.29250	1.66462	1.99085	2.37511	2.64034	3.19804
79	0.67761	1.29236	1.66437	1.99045	2.37448	2.63950	3.19663
80	0.67757	1.29222	1.66412	1.99006	2.37387	2.63869	3.19526

### 3. Tabel Durbin Watson

## Tabel Durbin-Watson (DW), $\alpha = 5\%$

Direproduksi oleh:

Junaidi

(<http://junaidichaniago.wordpress.com>)

dari sumber: <http://www.stanford.edu>

### Catatan-Catatan Reproduksi dan Cara Membaca Tabel:

1. Tabel DW ini direproduksi dengan merubah format tabel mengikuti format tabel DW yang umumnya dilampirkan pada buku-buku teks statistik/ekonometrik di Indonesia, agar lebih mudah dibaca dan diperbandingkan
2. Simbol 'k' pada tabel menunjukkan banyaknya variabel bebas (penjelas), tidak termasuk variabel terikat.
3. Simbol 'n' pada tabel menunjukkan banyaknya observasi

n	k=1		k=2		k=3		k=4		k=5	
	dL	dU	dL	dU	dL	dU	dL	dU	dL	dU
6	0.6102	1.4002								
7	0.6996	1.3564	0.4672	1.8964						
8	0.7629	1.3324	0.5591	1.7771	0.3674	2.2866				
9	0.8243	1.3199	0.6291	1.6993	0.4548	2.1282	0.2957	2.5881		
10	0.8791	1.3197	0.6972	1.6413	0.5253	2.0163	0.3760	2.4137	0.2427	2.8217
11	0.9273	1.3241	0.7580	1.6044	0.5948	1.9280	0.4441	2.2833	0.3155	2.6446
12	0.9708	1.3314	0.8122	1.5794	0.6577	1.8640	0.5120	2.1766	0.3796	2.5061
13	1.0097	1.3404	0.8612	1.5621	0.7147	1.8159	0.5745	2.0943	0.4445	2.3897
14	1.0450	1.3503	0.9054	1.5507	0.7667	1.7788	0.6321	2.0296	0.5052	2.2959
15	1.0770	1.3605	0.9455	1.5432	0.8140	1.7501	0.6852	1.9774	0.5620	2.2198
16	1.1062	1.3709	0.9820	1.5386	0.8572	1.7277	0.7340	1.9351	0.6150	2.1567
17	1.1330	1.3812	1.0154	1.5361	0.8968	1.7101	0.7790	1.9005	0.6641	2.1041
18	1.1576	1.3913	1.0461	1.5353	0.9331	1.6961	0.8204	1.8719	0.7098	2.0600
19	1.1804	1.4012	1.0743	1.5355	0.9666	1.6851	0.8588	1.8482	0.7523	2.0226
20	1.2015	1.4107	1.1004	1.5367	0.9976	1.6763	0.8943	1.8283	0.7918	1.9908
21	1.2212	1.4200	1.1246	1.5385	1.0262	1.6694	0.9272	1.8116	0.8286	1.9635
22	1.2395	1.4289	1.1471	1.5408	1.0529	1.6640	0.9578	1.7974	0.8629	1.9400
23	1.2567	1.4375	1.1682	1.5435	1.0778	1.6597	0.9864	1.7855	0.8949	1.9196
24	1.2728	1.4458	1.1878	1.5464	1.1010	1.6565	1.0131	1.7753	0.9249	1.9018
25	1.2879	1.4537	1.2063	1.5495	1.1228	1.6540	1.0381	1.7666	0.9530	1.8863
26	1.3022	1.4614	1.2236	1.5528	1.1432	1.6523	1.0616	1.7591	0.9794	1.8727
27	1.3157	1.4688	1.2399	1.5562	1.1624	1.6510	1.0836	1.7527	1.0042	1.8608
28	1.3284	1.4759	1.2553	1.5596	1.1805	1.6503	1.1044	1.7473	1.0276	1.8502
29	1.3405	1.4828	1.2699	1.5631	1.1976	1.6499	1.1241	1.7426	1.0497	1.8409
30	1.3520	1.4894	1.2837	1.5666	1.2138	1.6498	1.1426	1.7386	1.0706	1.8326
31	1.3630	1.4957	1.2969	1.5701	1.2292	1.6500	1.1602	1.7352	1.0904	1.8252
32	1.3734	1.5019	1.3093	1.5736	1.2437	1.6505	1.1769	1.7323	1.1092	1.8187
33	1.3834	1.5078	1.3212	1.5770	1.2576	1.6511	1.1927	1.7298	1.1270	1.8128
34	1.3929	1.5136	1.3325	1.5805	1.2707	1.6519	1.2078	1.7277	1.1439	1.8076

35	1.4019	1.5191	1.3433	1.5838	1.2833	1.6528	1.2221	1.7259	1.1601	1.8029
36	1.4107	1.5245	1.3537	1.5872	1.2953	1.6539	1.2358	1.7245	1.1755	1.7987
37	1.4190	1.5297	1.3635	1.5904	1.3068	1.6550	1.2489	1.7233	1.1901	1.7950
38	1.4270	1.5348	1.3730	1.5937	1.3177	1.6563	1.2614	1.7223	1.2042	1.7916
39	1.4347	1.5396	1.3821	1.5969	1.3283	1.6575	1.2734	1.7215	1.2176	1.7886
40	1.4421	1.5444	1.3908	1.6000	1.3384	1.6589	1.2848	1.7209	1.2305	1.7859
41	1.4493	1.5490	1.3992	1.6031	1.3480	1.6603	1.2958	1.7205	1.2428	1.7835
42	1.4562	1.5534	1.4073	1.6061	1.3573	1.6617	1.3064	1.7202	1.2546	1.7814
43	1.4628	1.5577	1.4151	1.6091	1.3663	1.6632	1.3166	1.7200	1.2660	1.7794
44	1.4692	1.5619	1.4226	1.6120	1.3749	1.6647	1.3263	1.7200	1.2769	1.7777
45	1.4754	1.5660	1.4298	1.6148	1.3832	1.6662	1.3357	1.7200	1.2874	1.7762
46	1.4814	1.5700	1.4368	1.6176	1.3912	1.6677	1.3448	1.7201	1.2976	1.7748
47	1.4872	1.5739	1.4435	1.6204	1.3989	1.6692	1.3535	1.7203	1.3073	1.7736
48	1.4928	1.5776	1.4500	1.6231	1.4064	1.6708	1.3619	1.7206	1.3167	1.7725
49	1.4982	1.5813	1.4564	1.6257	1.4136	1.6723	1.3701	1.7210	1.3258	1.7716
50	1.5035	1.5849	1.4625	1.6283	1.4206	1.6739	1.3779	1.7214	1.3346	1.7708
51	1.5086	1.5884	1.4684	1.6309	1.4273	1.6754	1.3855	1.7218	1.3431	1.7701
52	1.5135	1.5917	1.4741	1.6334	1.4339	1.6769	1.3929	1.7223	1.3512	1.7694
53	1.5183	1.5951	1.4797	1.6359	1.4402	1.6785	1.4000	1.7228	1.3592	1.7689
54	1.5230	1.5983	1.4851	1.6383	1.4464	1.6800	1.4069	1.7234	1.3669	1.7684
55	1.5276	1.6014	1.4903	1.6406	1.4523	1.6815	1.4136	1.7240	1.3743	1.7681
56	1.5320	1.6045	1.4954	1.6430	1.4581	1.6830	1.4201	1.7246	1.3815	1.7678
57	1.5363	1.6075	1.5004	1.6452	1.4637	1.6845	1.4264	1.7253	1.3885	1.7675
58	1.5405	1.6105	1.5052	1.6475	1.4692	1.6860	1.4325	1.7259	1.3953	1.7673
59	1.5446	1.6134	1.5099	1.6497	1.4745	1.6875	1.4385	1.7266	1.4019	1.7672
60	1.5485	1.6162	1.5144	1.6518	1.4797	1.6889	1.4443	1.7274	1.4083	1.7671
61	1.5524	1.6189	1.5189	1.6540	1.4847	1.6904	1.4499	1.7281	1.4146	1.7671
62	1.5562	1.6216	1.5232	1.6561	1.4896	1.6918	1.4554	1.7288	1.4206	1.7671
63	1.5599	1.6243	1.5274	1.6581	1.4943	1.6932	1.4607	1.7296	1.4265	1.7671
64	1.5635	1.6268	1.5315	1.6601	1.4990	1.6946	1.4659	1.7303	1.4322	1.7672
65	1.5670	1.6294	1.5355	1.6621	1.5035	1.6960	1.4709	1.7311	1.4378	1.7673
66	1.5704	1.6318	1.5395	1.6640	1.5079	1.6974	1.4758	1.7319	1.4433	1.7675

67	1.5738	1.6343	1.5433	1.6660	1.5122	1.6988	1.4806	1.7327	1.4486	1.7676
68	1.5771	1.6367	1.5470	1.6678	1.5164	1.7001	1.4853	1.7335	1.4537	1.7678
69	1.5803	1.6390	1.5507	1.6697	1.5205	1.7015	1.4899	1.7343	1.4588	1.7680
70	1.5834	1.6413	1.5542	1.6715	1.5245	1.7028	1.4943	1.7351	1.4637	1.7683

**Tabel Durbin-Watson (DW),  $\alpha = 5\%$**

n	k=1		k=2		k=3		k=4		k=5	
	dL	dU	dL	dU	dL	dU	dL	dU	dL	dU
71	1.5865	1.6435	1.5577	1.6733	1.5284	1.7041	1.4987	1.7358	1.4685	1.7685
72	1.5895	1.6457	1.5611	1.6751	1.5323	1.7054	1.5029	1.7366	1.4732	1.7688
73	1.5924	1.6479	1.5645	1.6768	1.5360	1.7067	1.5071	1.7375	1.4778	1.7691
74	1.5953	1.6500	1.5677	1.6785	1.5397	1.7079	1.5112	1.7383	1.4822	1.7694
75	1.5981	1.6521	1.5709	1.6802	1.5432	1.7092	1.5151	1.7390	1.4866	1.7698
76	1.6009	1.6541	1.5740	1.6819	1.5467	1.7104	1.5190	1.7399	1.4909	1.7701
77	1.6036	1.6561	1.5771	1.6835	1.5502	1.7117	1.5228	1.7407	1.4950	1.7704
78	1.6063	1.6581	1.5801	1.6851	1.5535	1.7129	1.5265	1.7415	1.4991	1.7708
79	1.6089	1.6601	1.5830	1.6867	1.5568	1.7141	1.5302	1.7423	1.5031	1.7712
80	1.6114	1.6620	1.5859	1.6882	1.5600	1.7153	1.5337	1.7430	1.5070	1.7716
81	1.6139	1.6639	1.5888	1.6898	1.5632	1.7164	1.5372	1.7438	1.5109	1.7720
82	1.6164	1.6657	1.5915	1.6913	1.5663	1.7176	1.5406	1.7446	1.5146	1.7724
83	1.6188	1.6675	1.5942	1.6928	1.5693	1.7187	1.5440	1.7454	1.5183	1.7728
84	1.6212	1.6693	1.5969	1.6942	1.5723	1.7199	1.5472	1.7462	1.5219	1.7732
85	1.6235	1.6711	1.5995	1.6957	1.5752	1.7210	1.5505	1.7470	1.5254	1.7736
86	1.6258	1.6728	1.6021	1.6971	1.5780	1.7221	1.5536	1.7478	1.5289	1.7740
87	1.6280	1.6745	1.6046	1.6985	1.5808	1.7232	1.5567	1.7485	1.5322	1.7745
88	1.6302	1.6762	1.6071	1.6999	1.5836	1.7243	1.5597	1.7493	1.5356	1.7749
89	1.6324	1.6778	1.6095	1.7013	1.5863	1.7254	1.5627	1.7501	1.5388	1.7754
90	1.6345	1.6794	1.6119	1.7026	1.5889	1.7264	1.5656	1.7508	1.5420	1.7758
91	1.6366	1.6810	1.6143	1.7040	1.5915	1.7275	1.5685	1.7516	1.5452	1.7763
92	1.6387	1.6826	1.6166	1.7053	1.5941	1.7285	1.5713	1.7523	1.5482	1.7767
93	1.6407	1.6841	1.6188	1.7066	1.5966	1.7295	1.5741	1.7531	1.5513	1.7772

94	1.6427	1.6857	1.6211	1.7078	1.5991	1.7306	1.5768	1.7538	1.5542	1.7776
95	1.6447	1.6872	1.6233	1.7091	1.6015	1.7316	1.5795	1.7546	1.5572	1.7781
96	1.6466	1.6887	1.6254	1.7103	1.6039	1.7326	1.5821	1.7553	1.5600	1.7785
97	1.6485	1.6901	1.6275	1.7116	1.6063	1.7335	1.5847	1.7560	1.5628	1.7790
98	1.6504	1.6916	1.6296	1.7128	1.6086	1.7345	1.5872	1.7567	1.5656	1.7795
99	1.6522	1.6930	1.6317	1.7140	1.6108	1.7355	1.5897	1.7575	1.5683	1.7799
100	1.6540	1.6944	1.6337	1.7152	1.6131	1.7364	1.5922	1.7582	1.5710	1.7804
101	1.6558	1.6958	1.6357	1.7163	1.6153	1.7374	1.5946	1.7589	1.5736	1.7809
102	1.6576	1.6971	1.6376	1.7175	1.6174	1.7383	1.5969	1.7596	1.5762	1.7813
103	1.6593	1.6985	1.6396	1.7186	1.6196	1.7392	1.5993	1.7603	1.5788	1.7818
104	1.6610	1.6998	1.6415	1.7198	1.6217	1.7402	1.6016	1.7610	1.5813	1.7823
105	1.6627	1.7011	1.6433	1.7209	1.6237	1.7411	1.6038	1.7617	1.5837	1.7827
106	1.6644	1.7024	1.6452	1.7220	1.6258	1.7420	1.6061	1.7624	1.5861	1.7832
107	1.6660	1.7037	1.6470	1.7231	1.6277	1.7428	1.6083	1.7631	1.5885	1.7837
108	1.6676	1.7050	1.6488	1.7241	1.6297	1.7437	1.6104	1.7637	1.5909	1.7841
109	1.6692	1.7062	1.6505	1.7252	1.6317	1.7446	1.6125	1.7644	1.5932	1.7846
110	1.6708	1.7074	1.6523	1.7262	1.6336	1.7455	1.6146	1.7651	1.5955	1.7851
111	1.6723	1.7086	1.6540	1.7273	1.6355	1.7463	1.6167	1.7657	1.5977	1.7855
112	1.6738	1.7098	1.6557	1.7283	1.6373	1.7472	1.6187	1.7664	1.5999	1.7860
113	1.6753	1.7110	1.6574	1.7293	1.6391	1.7480	1.6207	1.7670	1.6021	1.7864
114	1.6768	1.7122	1.6590	1.7303	1.6410	1.7488	1.6227	1.7677	1.6042	1.7869
115	1.6783	1.7133	1.6606	1.7313	1.6427	1.7496	1.6246	1.7683	1.6063	1.7874
116	1.6797	1.7145	1.6622	1.7323	1.6445	1.7504	1.6265	1.7690	1.6084	1.7878
117	1.6812	1.7156	1.6638	1.7332	1.6462	1.7512	1.6284	1.7696	1.6105	1.7883
118	1.6826	1.7167	1.6653	1.7342	1.6479	1.7520	1.6303	1.7702	1.6125	1.7887
119	1.6839	1.7178	1.6669	1.7352	1.6496	1.7528	1.6321	1.7709	1.6145	1.7892
120	1.6853	1.7189	1.6684	1.7361	1.6513	1.7536	1.6339	1.7715	1.6164	1.7896
121	1.6867	1.7200	1.6699	1.7370	1.6529	1.7544	1.6357	1.7721	1.6184	1.7901
122	1.6880	1.7210	1.6714	1.7379	1.6545	1.7552	1.6375	1.7727	1.6203	1.7905
123	1.6893	1.7221	1.6728	1.7388	1.6561	1.7559	1.6392	1.7733	1.6222	1.7910
124	1.6906	1.7231	1.6743	1.7397	1.6577	1.7567	1.6409	1.7739	1.6240	1.7914
125	1.6919	1.7241	1.6757	1.7406	1.6592	1.7574	1.6426	1.7745	1.6258	1.7919

126	1.6932	1.7252	1.6771	1.7415	1.6608	1.7582	1.6443	1.7751	1.6276	1.7923
127	1.6944	1.7261	1.6785	1.7424	1.6623	1.7589	1.6460	1.7757	1.6294	1.7928
128	1.6957	1.7271	1.6798	1.7432	1.6638	1.7596	1.6476	1.7763	1.6312	1.7932
129	1.6969	1.7281	1.6812	1.7441	1.6653	1.7603	1.6492	1.7769	1.6329	1.7937
130	1.6981	1.7291	1.6825	1.7449	1.6667	1.7610	1.6508	1.7774	1.6346	1.7941
131	1.6993	1.7301	1.6838	1.7458	1.6682	1.7617	1.6523	1.7780	1.6363	1.7945
132	1.7005	1.7310	1.6851	1.7466	1.6696	1.7624	1.6539	1.7786	1.6380	1.7950
133	1.7017	1.7319	1.6864	1.7474	1.6710	1.7631	1.6554	1.7791	1.6397	1.7954
134	1.7028	1.7329	1.6877	1.7482	1.6724	1.7638	1.6569	1.7797	1.6413	1.7958
135	1.7040	1.7338	1.6889	1.7490	1.6738	1.7645	1.6584	1.7802	1.6429	1.7962
136	1.7051	1.7347	1.6902	1.7498	1.6751	1.7652	1.6599	1.7808	1.6445	1.7967

n	k=1		k=2		k=3		k=4		k=5	
	dL	dU	dL	dU	dL	dU	dL	dU	dL	dU
137	1.7062	1.7356	1.6914	1.7506	1.6765	1.7659	1.6613	1.7813	1.6461	1.7971
138	1.7073	1.7365	1.6926	1.7514	1.6778	1.7665	1.6628	1.7819	1.6476	1.7975
139	1.7084	1.7374	1.6938	1.7521	1.6791	1.7672	1.6642	1.7824	1.6491	1.7979
140	1.7095	1.7382	1.6950	1.7529	1.6804	1.7678	1.6656	1.7830	1.6507	1.7984
141	1.7106	1.7391	1.6962	1.7537	1.6817	1.7685	1.6670	1.7835	1.6522	1.7988
142	1.7116	1.7400	1.6974	1.7544	1.6829	1.7691	1.6684	1.7840	1.6536	1.7992
143	1.7127	1.7408	1.6985	1.7552	1.6842	1.7697	1.6697	1.7846	1.6551	1.7996
144	1.7137	1.7417	1.6996	1.7559	1.6854	1.7704	1.6710	1.7851	1.6565	1.8000
145	1.7147	1.7425	1.7008	1.7566	1.6866	1.7710	1.6724	1.7856	1.6580	1.8004
146	1.7157	1.7433	1.7019	1.7574	1.6878	1.7716	1.6737	1.7861	1.6594	1.8008
147	1.7167	1.7441	1.7030	1.7581	1.6890	1.7722	1.6750	1.7866	1.6608	1.8012
148	1.7177	1.7449	1.7041	1.7588	1.6902	1.7729	1.6762	1.7871	1.6622	1.8016
149	1.7187	1.7457	1.7051	1.7595	1.6914	1.7735	1.6775	1.7876	1.6635	1.8020
150	1.7197	1.7465	1.7062	1.7602	1.6926	1.7741	1.6788	1.7881	1.6649	1.8024
151	1.7207	1.7473	1.7072	1.7609	1.6937	1.7747	1.6800	1.7886	1.6662	1.8028
152	1.7216	1.7481	1.7083	1.7616	1.6948	1.7752	1.6812	1.7891	1.6675	1.8032
153	1.7226	1.7488	1.7093	1.7622	1.6959	1.7758	1.6824	1.7896	1.6688	1.8036
154	1.7235	1.7496	1.7103	1.7629	1.6971	1.7764	1.6836	1.7901	1.6701	1.8040

155	1.7244	1.7504	1.7114	1.7636	1.6982	1.7770	1.6848	1.7906	1.6714	1.8044
156	1.7253	1.7511	1.7123	1.7642	1.6992	1.7776	1.6860	1.7911	1.6727	1.8048
157	1.7262	1.7519	1.7133	1.7649	1.7003	1.7781	1.6872	1.7915	1.6739	1.8052
158	1.7271	1.7526	1.7143	1.7656	1.7014	1.7787	1.6883	1.7920	1.6751	1.8055
159	1.7280	1.7533	1.7153	1.7662	1.7024	1.7792	1.6895	1.7925	1.6764	1.8059
160	1.7289	1.7541	1.7163	1.7668	1.7035	1.7798	1.6906	1.7930	1.6776	1.8063
161	1.7298	1.7548	1.7172	1.7675	1.7045	1.7804	1.6917	1.7934	1.6788	1.8067
162	1.7306	1.7555	1.7182	1.7681	1.7055	1.7809	1.6928	1.7939	1.6800	1.8070
163	1.7315	1.7562	1.7191	1.7687	1.7066	1.7814	1.6939	1.7943	1.6811	1.8074
164	1.7324	1.7569	1.7200	1.7693	1.7075	1.7820	1.6950	1.7948	1.6823	1.8078
165	1.7332	1.7576	1.7209	1.7700	1.7085	1.7825	1.6960	1.7953	1.6834	1.8082
166	1.7340	1.7582	1.7218	1.7706	1.7095	1.7831	1.6971	1.7957	1.6846	1.8085
167	1.7348	1.7589	1.7227	1.7712	1.7105	1.7836	1.6982	1.7961	1.6857	1.8089
168	1.7357	1.7596	1.7236	1.7718	1.7115	1.7841	1.6992	1.7966	1.6868	1.8092
169	1.7365	1.7603	1.7245	1.7724	1.7124	1.7846	1.7002	1.7970	1.6879	1.8096
170	1.7373	1.7609	1.7254	1.7730	1.7134	1.7851	1.7012	1.7975	1.6890	1.8100
171	1.7381	1.7616	1.7262	1.7735	1.7143	1.7856	1.7023	1.7979	1.6901	1.8103
172	1.7389	1.7622	1.7271	1.7741	1.7152	1.7861	1.7033	1.7983	1.6912	1.8107
173	1.7396	1.7629	1.7279	1.7747	1.7162	1.7866	1.7042	1.7988	1.6922	1.8110
174	1.7404	1.7635	1.7288	1.7753	1.7171	1.7872	1.7052	1.7992	1.6933	1.8114
175	1.7412	1.7642	1.7296	1.7758	1.7180	1.7877	1.7062	1.7996	1.6943	1.8117
176	1.7420	1.7648	1.7305	1.7764	1.7189	1.7881	1.7072	1.8000	1.6954	1.8121
177	1.7427	1.7654	1.7313	1.7769	1.7197	1.7886	1.7081	1.8005	1.6964	1.8124
178	1.7435	1.7660	1.7321	1.7775	1.7206	1.7891	1.7091	1.8009	1.6974	1.8128
179	1.7442	1.7667	1.7329	1.7780	1.7215	1.7896	1.7100	1.8013	1.6984	1.8131
180	1.7449	1.7673	1.7337	1.7786	1.7224	1.7901	1.7109	1.8017	1.6994	1.8135
181	1.7457	1.7679	1.7345	1.7791	1.7232	1.7906	1.7118	1.8021	1.7004	1.8138
182	1.7464	1.7685	1.7353	1.7797	1.7241	1.7910	1.7128	1.8025	1.7014	1.8141
183	1.7471	1.7691	1.7360	1.7802	1.7249	1.7915	1.7137	1.8029	1.7023	1.8145
184	1.7478	1.7697	1.7368	1.7807	1.7257	1.7920	1.7146	1.8033	1.7033	1.8148
185	1.7485	1.7702	1.7376	1.7813	1.7266	1.7924	1.7155	1.8037	1.7042	1.8151
186	1.7492	1.7708	1.7384	1.7818	1.7274	1.7929	1.7163	1.8041	1.7052	1.8155

187	1.7499	1.7714	1.7391	1.7823	1.7282	1.7933	1.7172	1.8045	1.7061	1.8158
188	1.7506	1.7720	1.7398	1.7828	1.7290	1.7938	1.7181	1.8049	1.7070	1.8161
189	1.7513	1.7725	1.7406	1.7833	1.7298	1.7942	1.7189	1.8053	1.7080	1.8165
190	1.7520	1.7731	1.7413	1.7838	1.7306	1.7947	1.7198	1.8057	1.7089	1.8168
191	1.7526	1.7737	1.7420	1.7843	1.7314	1.7951	1.7206	1.8061	1.7098	1.8171
192	1.7533	1.7742	1.7428	1.7848	1.7322	1.7956	1.7215	1.8064	1.7107	1.8174
193	1.7540	1.7748	1.7435	1.7853	1.7329	1.7960	1.7223	1.8068	1.7116	1.8178
194	1.7546	1.7753	1.7442	1.7858	1.7337	1.7965	1.7231	1.8072	1.7124	1.8181
195	1.7553	1.7759	1.7449	1.7863	1.7345	1.7969	1.7239	1.8076	1.7133	1.8184
196	1.7559	1.7764	1.7456	1.7868	1.7352	1.7973	1.7247	1.8079	1.7142	1.8187
197	1.7566	1.7769	1.7463	1.7873	1.7360	1.7977	1.7255	1.8083	1.7150	1.8190
198	1.7572	1.7775	1.7470	1.7878	1.7367	1.7982	1.7263	1.8087	1.7159	1.8193
199	1.7578	1.7780	1.7477	1.7882	1.7374	1.7986	1.7271	1.8091	1.7167	1.8196
200	1.7584	1.7785	1.7483	1.7887	1.7382	1.7990	1.7279	1.8094	1.7176	1.8199



## LAMPIRAN II

### Hasil Uji SPSS

#### Hasil Uji Analisis Deskriptif

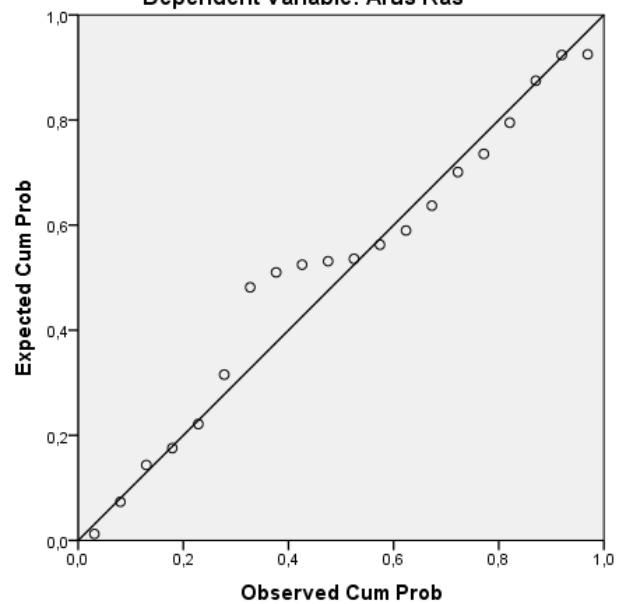
##### Descriptive Statistics

	N	Minimum	Maximum	Mean	Std. Deviation
Hutang	20	7900281	16745815	11635208,30	2373645,876
Piutang	20	10928733	21950300	16120211,00	3306357,672
Arus Kas	20	12353301	24129039	18335966,00	3731851,777
Valid N (listwise)	20				

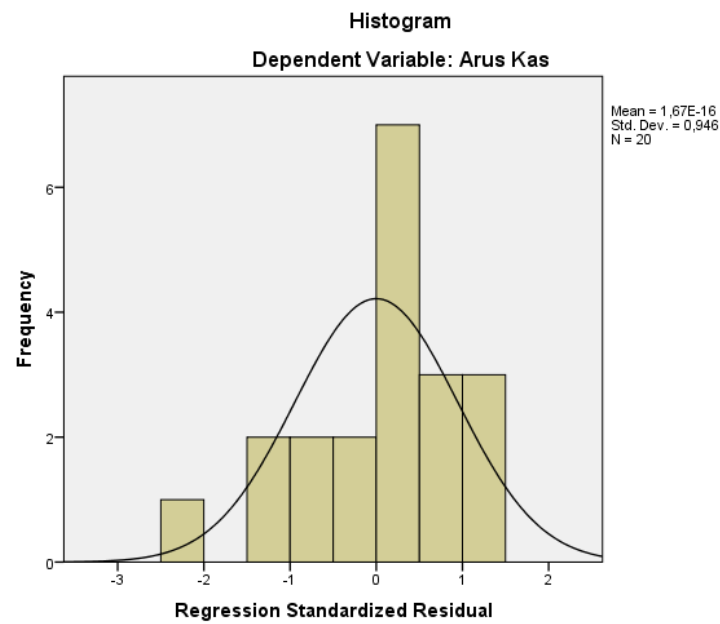
#### Hasil Uji Normalitas dengan P-Plot

Normal P-P Plot of Regression Standardized Residual

Dependent Variable: Arus Kas



### Hasil Uji Normalitas dengan Histogram



### Hasil Uji Normalitas dengan *Kolmogorov Smirnov*

#### One-Sample Kolmogorov-Smirnov Test

		Unstandardized Residual
N		20
Normal Parameters <sup>a,b</sup>	Mean	0E-7
	Std. Deviation	2576459,907749
	Absolute	,181
Most Extreme Differences	Positive	,064
	Negative	-,181
Kolmogorov-Smirnov Z		,807
Asymp. Sig. (2-tailed)		,532

a. Test distribution is Normal.

b. Calculated from data.

### Hasil Uji Multikolinearitas

#### Coefficients<sup>a</sup>

Model	Unstandardized Coefficients		Standardized Coefficients	t	Sig.	Collinearity Statistics	
	B	Std. Error	Beta			Tolerance	VIF
1	(Constant)	28,600	4335301,995		,006	,995	
	Hutang	,681	,263	,433	2,587	,019	1,000
	Piutang	,648	,189	,574	3,426	,003	1,000

a. Dependent Variable: Arus Kas



### Hasil Uji Linearitas

#### ANOVA Table

			Sum of Squares	df	Mean Square	F	Sig.
Arus Kas * Hutang Piutang	(Combined)		3190,271	1	138,707	5,591	,000
	Between Groups	Linearity	2796,616	2	2796,616	112,725	,000
		Deviation from Linearity	393,655	7	17,893	,721	,792
	Within Groups		1017,175	10	24,809		
	Total		4207,446	20			

### Hasil Uji Autokorelasi

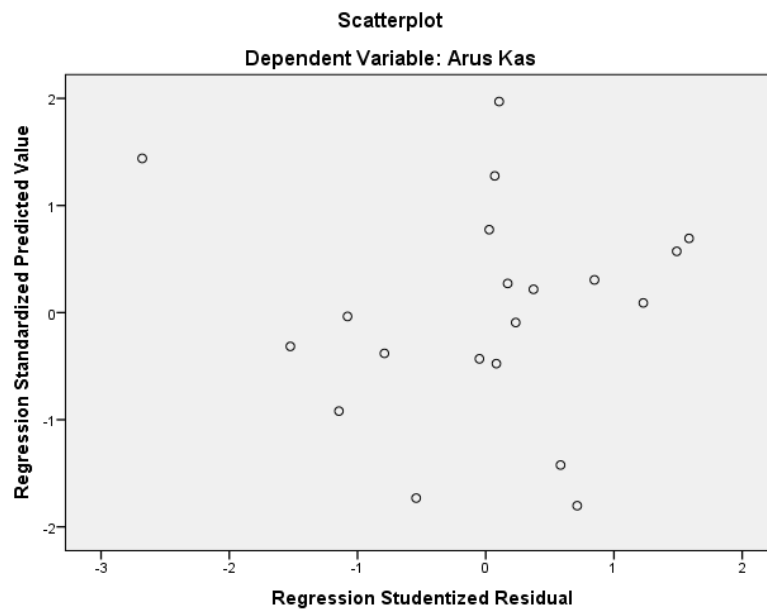
#### Model Summary<sup>b</sup>

Model	R	R Square	Adjusted R Square	Std. Error of the Estimate	Durbin-Watson
1	,723 <sup>a</sup>	,523	,467	2723803,218	1,768

a. Predictors: (Constant), Piutang, Hutang

b. Dependent Variable: Arus Kas

### Hasil Uji Heteroskedastisitas



### Hasil Uji Analisis Regresi Linear Berganda

#### Coefficients<sup>a</sup>

Model		Unstandardized Coefficients		Standardized Coefficients	t	Sig.	Collinearity Statistics	
		B	Std. Error	Beta			Tolerance	VIF
1	(Constant)	28,600	4335301,995		,006	,995		
	Hutang	,681	,263	,433	2,587	,019	1,000	1,000
	Piutang	,648	,189	,574	3,426	,003	1,000	1,000

a. Dependent Variable: Arus Kas

### Hasil Uji t (Uji Parsial)

#### Coefficients<sup>a</sup>

Model		Unstandardized Coefficients		Standardized Coefficients	t	Sig.	Collinearity Statistics	
		B	Std. Error	Beta			Tolerance	VIF
1	(Constant)	28,600	4335301,995		,006	,995		
	Hutang	,681	,263	,433	2,587	,019	1,000	1,000
	Piutang	,648	,189	,574	3,426	,003	1,000	1,000

a. Dependent Variable: Arus Kas

### Hasil Uji F (Uji Simultan)

#### ANOVA<sup>a</sup>

Model	Sum of Squares	df	Mean Square	F	Sig.
Regression	138482868525299,770	2	69241434262649,880	9,333	,002 <sup>b</sup>
1 Residual	126124767468606,270	17	7419103968741,545		
Total	264607635993906,030	19			

a. Dependent Variable: Arus Kas

b. Predictors: (Constant), Piutang, Hutang

### Hasil Uji Koefisien Determinasi (Uji R<sup>2</sup>)

#### Model Summary<sup>b</sup>

Model	R	R Square	Adjusted R Square	Std. Error of the Estimate	Durbin-Watson
1	,723 <sup>a</sup>	,523	,467	2723803,218	1,768

a. Predictors: (Constant), Piutang, Hutang

b. Dependent Variable: Arus Kas

### Tabulasi Data Hutang, Piutang, dan Arus Kas Panglong UD. Muslim

X1 (Hutang)	X2 (Piutang)	Y (Arus Kas)
12.463.000	13.263.000	17.263.000
11.953.000	11.953.054	12.953.054
14.900.000	20.900.000	23.900.000
11.495.509	19.495.509	20.495.509
12.790.000	13.590.000	13.532.100
8.353.301	12.353.301	12.353.301
10.902.900	16.502.900	18.702.900
11.000.000	15.200.000	15.218.000
12.005.000	17.005.000	21.405.000
11.150.300	21.950.300	21.950.300
9.500.010	19.500.010	19.500.010
13.278.299	16.778.299	23.778.299
15.229.039	15.229.039	24.129.039
10.928.733	10.928.733	15.928.733
9.183.200	11.183.200	15.183.200
7.900.281	19.900.281	15.700.281
9.875.881	18.875.881	19.875.881
9.045.477	17.045.477	17.045.477
14.004.421	14.004.421	21.709.421
16.745.815	16.745.815	16.095.815

## CURRICULUM VITAE

### DATA PRIBADI

Nama : Rapika  
Tempat/Tanggal Lahir : Medan, 29 Agustus 2000  
Jenis Kelamin : Perempuan  
Kewarganegaraan : Indonesia  
Agama : Islam  
Status : Mahasiswa  
Alamat : Jln. Perhubungan Laut Dendang No. 27  
No. Hp : 082274388452  
Email : [rapika254@gmail.com](mailto:rapika254@gmail.com)

### RIWAYAT PENDIDIKAN

1. Tamatan SD Negeri 064974, Berijazah Tahun 2012
2. Tamatan SMP Swasta Karya Bunda, Berijazah Tahun 2015
3. Tamatan MAN 2 Model Medan, Berijazah Tahun 2018
4. Tamatan S1 Universitas Islam Negeri Sumatera Utara (UINSU), Berijazah Tahun 2022