

REFERENCES

- Al-Hilali, Muhammad Taqi-ud-Din and Muhammad Muhsin Khan. (2020). *Translation of the Meaning of the Noble Quran into the English Language*. Madinah: King Fahd Glorious Qur'an Printing Complex.
- Burn and Broman. (1975). *Teaching Learning Vocabulary*. New York: Prentice Hall.
- Creswell, John W. (2012). *Planning, Conducting, and Evaluating Quantitative and Qualitative Research 4th edition*. Buston: Person Education.
- Dale, Edgar and Joseph O'Rourke. (1971). *Techniques of Teaching Vocabulary*. San Fransisco: The Benjamin/Cummings Publishing Company.
- Daulay, Sholihatul Hamidah, et. al. (2021). *The Effectiveness of Beyond Centre and Circle Time Method on the Students' Vocabulary Mastery*. Paedagogia: Jurnal Kajian, Penelitian dan Pengembangan Kependidikan. **12(1)**. 69-74. <http://journal.ummat.ac.id/index.php/paedagogia/article/view/3906>
- Daulay, Sholihatul Hamidah. et. al. (2020). *Sara's Cooking Party Game as a Media to Enrich Students' English Vocabulary*. International Journal of Psychosocial Rehabilitation. **24(8)**. 15249-15256. <https://www.psychosocial.com/article/PR281502/29748>
- Fauziati, Endang. (2010). *Teaching English as a Foreign Language (TEFL)*. Surakarta: PT. Era Pustaka.
- Hatch, Evelyn and Cherly Brown. (1995). *Vocabulary, Semantic and Language Education*. New York: Cambridge University Press.
- KBBI Onlilne. Accessed on March 8th 2021 at 11pm. <https://kbbi.kemendikbud.go.id/entri/keahlian>
- Ludwig, Christian. (2018). *Using Vocabulary Apps to Enhance Students' Vocabulary Knowledge*. SiSAL Journal. **9(2)**. 306-323. <http://sisaljournal.org/archives/18sep/ludwig>

Nunan, David. (1991). *Language Teaching Methodology: A Textbook for Teacher*. United Kingdom: Prentice Hall International.

Oxford Learner's Pocket Dictionary Fourth Edition. Oxford University Press.

Prawiyata, Yugi Diraga. (2020). *The Use of Anagrams to Increase Students' English Vocabulary Mastery*. *Jurnal Penelitian Pendidikan Bahasa dan Sastra*. Vol. **5(1)**. 22-24. <https://doi.org/10.32696/ojs.v5i1.397>

Priyastuti, Maria Theresia. (2020). *Penggunaan Modal Verbs Bahasa Inggris Dalam Ketrampilan Berbicara*. *Journal of Language and Health*. **1(1)**. 11-20. <https://jurnal.globalhealthsciencegroup.com/index.php/JLH>

Risnawati, et. al. (2014). *Improving Vocabulary Mastery of the Eight Grade Student Through Song*. *E-Journal of English Language Teaching Society (ELTS)*. Vol. **2(4)**. 1-14. <http://jurnal.untad.ac.id/jurnal/index.php/ELTS/article/view/3243>

Shidiq, Mohammad Sholeh. (2013). *"Improving Students Vocabulary Mastery Through Guessing Picture: A Classroom Action Research at the Fifth Grade od SDN 1 Dukuh Boyolali in 2012/2013 Academic Year"*. Muhammadiyah University of Surakarta.

Sukarini, Ayu dan Kembarini. (2009). *Excellent English Game*. Jakarta: Percetakan KBI.

Tarigan, Henri Guntur. (1989). *Pengajaran Kosakata*. Bandung: Angkasa.

Tedjasaputra, Mayke S. (2001). *Bermain, Mainan dan Permainan*. Jakarta: Gramedia.

APPENDICES

Appendix 1. Lesson plan

**RENCANA PELAKSANAAN PEMBELAJARAN
(RPP)**

Sekolah : SMA PAB 4 SAMPALI

Mata pelajaran : Bahasa Inggris

Kelas/semester : XI/ganjil

Alokasi waktu : 1 x 45menit

Topik pembelajaran : simple future

Pertemuan ke : 1

A. Kompetensi dasar

- 3.4. Menganalisis fungsi sosial dan kebahasaan untuk menyatakan dan menanyakan tentang niat melakukan sesuatu sesuai dengan konteks.
- 4.4. Menyusun teks lisan dan tulisan untuk menyatakan dan menanyakan tentang niat melakukan sesuatu dengan memperhatikan fungsi sosial dan kebahasaan.

B. Tujuan pembelajaran

- 1) Mampu menerapkan ungkapan niat melakukan sesuatu dalam keseharian
- 2) Mampu mengatur jadwal dan membagi waktu dalam keseharian
- 3) Mampu memprioritaskan hal-hal penting dan mendahulukan kegiatan yang termasuk prioritas.

C. Materi pembelajaran

Definition of simple future tense

Simple future tense is a tense to describe an event that has not started and will occur in the future. We can find 3 “special words”, there are *will*, *shall*, and *going to*. Simple future tense is also used to express a prediction or desire.

Formula of simple future tense

In simple future tense, the basic verb (V1) will be followed by the auxiliary modal *will* or the phrasal modal *to be going to*. Look at the following simple future tense formula:

- (+) Subject+will/shall+V1+Object
- (+) Subject + to be (am/is/are) going to + V1
- (-) Subject+will/shall+not+ V1+Object
- (-) Subject + to be (am/is/are) + not + going to + V1
- (?) Will/shall+Subject+V1+Object
- (?) To be (am/is/are) + Subject + going to + V1

Adverb of time

Tomorrow = besok

Later = nanti

Next week = minggu depan

Next month = bulan depan

Next year = tahun depan

Soon = segera

Tonight = malam ini

By and by = Sebentar lagi

The day after tomorrow Lusa

The use of simple future tense

- Expressing an event that will be occurred in the future.
- Expressing something that has been decided.
- Giving an offer and asking a request.
- Expressing a decision without a plan.
- Telling the consequence.

The differences between will, shall, going to

1. Will and Shall

- Will is used for the subjects I, You, We, They, He, She, and It.
- Shall is used for the subject I and We.
- Expresses a wish and a disapproval (certain possibility).
- Expressing a fact or general truth.
- Making a promise or offering spontaneously.

2. (To be) going to

- Can be used for subjects I, You, We, They, He, She, and It
- Using to be am/is/are after the subject, for example: I am going to..., She is going to ...
- Expressing a desire but only as an intention

The examples of simple future tense

I will be snug working in this room.

Taufiq is going to go to lake Toba on Sunday with his family.

Mother will hire her daughter in her shop tomorrow.

I promise I won't fight with my friends.

We aren't going to go to the party in this night.

We shall not use google translate for doing the test later.

When will you pet a cat?

What is Windy going to do after doing mid test?

You look so pale, shall I call doctor for you?

D. Metode pembelajaran

Strategi pembelajaran inkuiri

Siswa mampu kritis dan analitis dalam mencari jawaban dari masalah yang didapatkan.

E. Media pembelajaran

1. Media

- a) Lembar bahan pembelajaran/material sheet
- b) Buku paket
- c) Internet

2. Alat/bahan

- a) handphone

F. Sumber belajar

Buku Penunjang Kurikulum 2013 Mata Pelajaran Bahasa Inggris, dan internet

G. Langkah-langkah pembelajaran

Kegiatan pendahuluan (5 menit)

- 1) Memulai dengan bismillah lalu mengucapkan salam kemudian disusul dengan syukur terhadap Allah ﷻ serta shalawat kepada Nabi Muhammad ﷺ
- 2) Meminta salah satu murid untuk memimpin doa di depan kelas secara bergilir di tiap minggunya.
- 3) Memeriksa daftar kehadiran siswa sebagai sikap disiplin.

Kegiatan inti (35 menit)

- 1) Guru akan bertanya secara acak kepada beberapa siswa “*what will you do today?*”, “*what will you do after this class?*” , “*what will you do before you sleep?*” dan membiarkan siswa-siswa yang ditunjuk menjawab secara spontan.
- 2) Guru akan bertanya pada siswa tentang pengertian simple future tense, tujuan dari penggunaan, rumus dan kata keterangan yang biasa digunakan dalam simple future tense yang kemudian guru akan membiarkan siswa untuk mencari jawabannya.
- 3) Siswa akan menyampaikan apa yang telah didapatkannya.
- 4) Kemudian guru akan menjelaskan tentang simple present selama 15 menit dan siswa akan diminta untuk membaca materi pembelajaran yang telah guru bagikan.
- 5) Sebelum siswa diminta untuk membuat contoh kalimat dari simple future tense, guru akan memperkenalkan aplikasi AnagrApp dan menjelaskan cara bermainnya. Siswa akan diminta menyelesaikan level pertama dari AnagrApp dimana siswa harus menemukan 22 kata dengan huruf yang telah disediakan.
- 6) Setelah siswa menyelesaikan level 1 dari AnagrApp maka siswa akan dimintai untuk membuat 3 contoh dari simple future tense menggunakan 3 kata yang siswa temukan dalam AnagrApp.
- 7) Dalam 10 menit ke depan siswa akan mengerjakan test siklus pertama untuk diukur kemampuannya setelah memainkan AnagrApp.

Kegiatan penutup (5 menit)

- 1) Memberi kesimpulan dari pembelajaran hari ini.
- 2) Menutup kelas dengan *lafadz hamdallah* dan doa.

H. Penilaian

H.1. Penilaian praktek

Indikator pencapaian kompetensi	Teknik penilaian	Bentuk penilaian	Instrumen
Menyusun teks lisan dan tulisan untuk mengungkapkan simple future tense dalam kehidupan peserta didik sehari-hari dengan unsur kebahasaan yang benar dan sesuai konteks.	Unjuk kerja	Tertulis	Menuliskan 3 contoh dari simple future tense menggunakan kata kerja yang ditemukan saat bermain AnagrApp.

H.2. Rubrik penilaian praktek

Kriteria	Jika kosakata, pemilihan kata, dan susunan bahasa sangat bagus dan benar	Jika kosakata, pemilihan kata, dan susunan bahasa hampir sangat bagus dan benar	Jika kosakata, pemilihan kata, dan susunan bahasa bagus dan benar	Jika kosakata, pemilihan kata, dan susunan bahasa kurang bagus	Jika kosakata, pemilihan kata, dan susunan bahasa sangat kurang bagus
Nilai	Excellent 5	Verry good 4	Good 3	Fair 2	Poor 1

Kepala sekolah

(.....)

Medan, 2021
Mengetahui,
Guru

Shara Khairunnisa



RENCANA PELAKSANAAN PEMBELAJARAN

(RPP)

Sekolah : SMA PAB 4 SAMPALI

Mata pelajaran : Bahasa Inggris

Kelas/semester : XI/ganjil

Alokasi waktu : 1 x 67 menit

Topik pembelajaran : Descriptive text

Pertemuan ke : 2

A. Kompetensi dasar

3.7. Menganalisis fungsi sosial, struktur teks dan unsur kebahasaan pada teks deskriptif tentang tempat.

4.7. Mengungkap makna deskriptif lisan dan tulisan

B. Tujuan pembelajaran

Untuk mengidentifikasi ciri-ciri dari teks deskripsi.

C. Materi pembelajaran

Pengertian Descriptive Text

Descriptive Text adalah salah satu jenis text dalam Bahasa Inggris yang menggambarkan dengan jelas sifat-sifat yang melekat pada sesuatu, baik itu manusia, hewan, tumbuhan mau pun benda mati. Tujuan dari teks ini adalah memberikan informasi dengan jelas mengenai objek yang digambarkan kepada pembaca.

Ciri-ciri Descriptive Text

- Menggunakan Simple Present Tense

Teks ini menggunakan simple present tense karena kita akan mendiskripsikan fakta-fakta yang melekat pada suatu objek, dan salah fungsi dari Simple Present Tense sendiri adalah untuk menunjukkan suatu fakta atau

kebenaran. Misalkan kamu ingin mendeskripsikan mengenai tempat tidur kamu, kamu bisa menggunakan kalimat: *The colour of my bedroom is yellow* (warna kamar tidurku kuning).

- Menggunakan banyak kata sifat (adjective).

Karena fungsi dari teks ini adalah untuk memberikan informasi dengan menggambarkan suatu objek yang dideskripsikan, maka dalam *Descriptive Text* akan banyak dijumpai kata sifat (adjective). Contohnya adalah *big* (besar), *small* (kecil), *colorful* (beraneka warna), *mess* (berantakan) dan lain sebagainya.

- Menggunakan kata kerja penghubung (relating verb).

Relating verb adalah kata kerja yang memberikan penjelasan kepada kata benda yang menjadi subjek dari suatu kalimat. Contohnya: *is*, *have*, *seem*, *appear*, dan kata kerja lainnya.

Generic Structure of Descriptive Text

Descriptive Text mempunyai aturan tersendiri mengenai strukturnya. Berikut ini adalah *generic structure descriptive text*:

1. Identification

Bagian ini, terletak pada paragraf pertama, tujuannya adalah untuk mengidentifikasi suatu objek yang ingin dideskripsikan. *Identification* berfungsi untuk memperkenalkan kepada pembaca tentang objek yang akan kita jelaskan, sebelum kita memberitahu tentang lebih rinci mengenai objek tersebut pada paragraf selanjutnya.

2. Description

Bagian ini, terletak pada paragraf kedua dan seterusnya, berisi tentang sifat-sifat yang melekat pada sesuatu yang sudah kamu kenalkan pada pembaca pada paragraf pertama.

My House

This is my house. I live in jln. Vetpur Raya III 3/C, Laut Dendang. If you come from jln. Vetpur Raya it will be +/- 35m on your left. My parents, brother, sister and I live there.

The color of the roof is dark brown and the wall color is white. There are three bedrooms, two bathrooms, one kitchen, a dining room and a living room. We like to spend time in the living room. We usually watch TV or movies there after dinner. Backyard is my favorite place. My siblings and I love playing in the backyard. We have a swing and a trampoline there. I love my house.

Rumahku

Ini adalah rumahku. Aku tinggal di jln. Vetpur Raya III 3/C, Laut Dendang. Jika kamu masuk dari jln. Vetpur Raya rumahku akan berada sekitar +/- 35 meter di sebelah kiri. Orang tua, kakak, adik dan aku tinggal di sana.

Warna atapnya coklat tua dan warna dindingnya putih. Ada tiga kamar tidur, dua kamar mandi, satu dapur, ruang makan, & ruang tamu. Kami suka menghabiskan waktu di ruang tamu. Kami biasanya menonton TV atau film di sana setelah makan malam. Halaman belakang adalah tempat favoritku. Aku dan saudara-saudaraku suka bermain di halaman belakang. Kami memiliki ayunan dan trampolin di sana. Aku suka rumahku.

D. Metode pembelajaran

Strategi pembelajaran inkuiri

Siswa mampu kritis dan analitis dalam mencari jawaban dari masalah yang didapatkan.

E. Media pembelajaran

1. Media

- a) Lembar bahan pembelajaran/material sheet
- b) Buku paket

- c) Internet

2. Alat/bahan

- a) Handphone
- b) WhatsApp Group
- c) Google form (<https://forms.gle/4vna8FCktdNdXtbJ7>)

F. Sumber belajar

Buku Penunjang Kurikulum 2013 Mata Pelajaran Bahasa Inggris Kelas XI, dan internet

G. Langkah-langkah pembelajaran

Kegiatan pendahuluan (2 menit)

- 1) Memulai dengan bismillah lalu mengucapkan salam kemudian disusul dengan syukur terhadap Allah ﷻ serta shalawat kepada Nabi Muhammad ﷺ
- 2) Memeriksa apakah seluruh siswa sudah bergabung ke dalam WhatsApp Group.

Kegiatan inti (60 menit)

- 1) Pertama-tama guru akan mengirimkan beberapa gambar yang akan ditebak oleh siswa lalu membiarkan siswa menjawab dan meminta siswa untuk menjelaskan ciri-ciri dari objek yang ada di gambar tersebut.
- 2) Kemudian guru akan bertanya apakah siswa mengetahui tentang descriptive text. Jika ada maka guru akan mempersilahkan siswa tersebut untuk memaparkan apa yang dia ketahui.
- 3) Kemudian guru akan kembali bertanya tentang ciri-ciri descriptive text kepada siswa dan membiarkan mereka menjawabnya.
- 4) Setelah itu guru akan menjelaskan sedikit materi umum tentang descriptive text dan mengirimkan materi pembelajaran ke WhatsApp Group.

- 5) Selanjutnya siswa akan diminta untuk menyelesaikan level kedua dari AnagrApp dengan bukti tangkapan layar yang dikirimkan ke WhatsApp Group.
- 6) Guru akan meminta siswa membuat sebuah teks deskripsi menggunakan salah satu objek yang ditemukan saat bermain AnagrApp.
- 7) Lalu sebelum kelas berakhir guru akan membagikan link google form yang berisi tes siklus kedua untuk mengukur penguasaan kosakata pada siswa setelah memainkan AnagrApp untuk kedua kalinya.

Kegiatan penutup (10 menit)

- 1) Memberi kesimpulan dari pembelajaran hari ini.
- 2) Menutup kelas dengan *lafadz hamdallah* dan doa.

H. Penilaian

H.1. Penilaian praktek

Indikator pencapaian kompetensi	Teknik penilaian	Bentuk penilaian	Instrumen
Menyusun teks lisan dan tulisan untuk mendeskripsikan orang, benda atau tempat dalam kehidupan peserta didik sehari-hari dengan unsur kebahasaan yang benar dan sesuai konteks.	Unjuk kerja	Tertulis	Menuliskan contoh teks deskripsi menggunakan objek yang ditemukan saat bermain AnagrApp.

H.2. Rubrik penilaian praktek

Kriteria	Jika kesesuaian tema, kosakata, pemilihan kata, dan susunan bahasa sangat bagus dan benar	Jika kesesuaian tema, kosakata, pemilihan kata, dan susunan bahasa hampir sangat bagus dan benar	Jika kesesuaian tema, kosakata, pemilihan kata, dan susunan bahasa bagus dan benar	Jika kesesuaian tema, kosakata, pemilihan kata, dan susunan bahasa kurang bagus	Jika kesesuaian tema, kosakata, pemilihan kata, dan susunan bahasa sangat kurang bagus
Nilai	Excellent 5	Verry good 4	Good 3	Fair 2	Poor 1

$$\text{Skor akhir} = \frac{\text{skor yang didapat}}{\text{skor maksimum}} \times 10$$

Kepala sekolah

(.....)

Medan,

Mengetahui,

Guru

2021

Shara Khairunnisa

Appendix 2. The instrument for pre-test and post-test

A. Pre-test

Name :

Class :

Session : pre-test/post-test

Translate these words into Indonesian

1. Keen
 - a. Tumpul
 - b. Tajam
 - c. Kuat
 - d. Lemah
2. Hire
 - a. Mempekerjakan
 - b. Meletakkan
 - c. Membutuhkan
 - d. Mencari
3. Spat
 - a. Melerai
 - b. Menampar
 - c. Tempat
 - d. Bertengkar
4. Mood
 - a. Suasana hati
 - b. Firasat
 - c. Menjangkau
 - d. Merasakan
5. Snug
 - a. Gelisah
 - b. Galau
 - c. Bahagia
 - d. Nyaman

Translate these words into english

6. Tergelincir
 - a. Reel
 - b. Pats
 - c. Mesh
 - d. Slip

7. Unggas
 - a. Pit
 - b. Rote
 - c. Fowl
 - d. Teem
8. Berani
 - a. Blot
 - b. Dire
 - c. Currish
 - d. Dare
9. Benjol
 - a. Lump
 - b. Pile
 - c. Leak
 - d. Thaw
10. Melarikan diri
 - a. Leer
 - b. Flee
 - c. Flow
 - d. Bury

Guess the picture

11. What is it?
 - a. Twig
 - b. Branch
 - c. Nest
 - d. Wood
12. What is it?
 - a. Iron
 - b. Nail
 - c. Spike
 - d. Bolt



13. What is it?
 - a. Pool
 - b. Lake
 - c. Backyard
 - d. Playground




14. What is it?

- a. Hump
- b. Gill
- c. Beak
- d. Claw



15. What is it?

- a. Triangle
- b. Speed bump
- c. Handcuffs
- d. Cone



Complete the sentences with the correct answer.

16. I'm a (...) girl. I can see your sign but I can't hear your voice.

- a. Blind
- b. Deaf
- c. Dumb
- d. Nervous

17. "This house is so (...). I don't want to live here anymore!!"

- a. Beautiful
- b. Clean
- c. Dire
- d. Cozy

18. Aisha (...) a ringlight and she got snack for free.

- a. Borrowed
- b. Booked
- c. Bought
- d. Brought

19. The gift wrapped in golden paper was (...) by mom via j&t for her friend.

- a. Cut
- b. Cooked
- c. Sent
- d. Wrote

20. Janet is so (...) so she has no time for her children.
- a. Care
 - b. Beautiful
 - c. Grumpy
 - d. Busy



Answer key

1. B. Tajam
2. A. Mempekerjakan
3. D. Bertengkar
4. A. Suasana hati
5. D. Nyaman
6. D. Slip
7. C. Fowl
8. D. Dare
9. A. Lump
10. B. Flee
11. C. Nest
12. D. Bolt
13. A. Pool
14. C. Beak
15. D. Cone
16. B. Deaf
17. C. Dire
18. C. Bough
19. C. Sent
20. D. Busy



B. Post-test cycle 1

Name :

Class :

Session :

1. What is it?

- a. Twig
- b. Branch
- c. Nest
- d. Wood



2. What is it?

- a. Iron
- b. Bowl
- c. Basket
- d. Cupboard



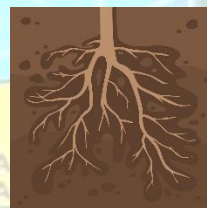
3. What is it?

- a. Pool
- b. Lake
- c. Backyard
- d. Playground



4. What is it?

- a. Tree
- b. Leaf
- c. Root
- d. Groot



5. What is it?

- a. Triangle
- b. Speed bump
- c. Handcuffs
- d. Cone



Translate these words into english

6. Unggas

- a. Pit
- b. Rote
- c. Fowl
- d. Teem

7. Berani

- a. Blot
- b. Dire
- c. Currish
- d. Dare

8. Melarikan diri

- a. Leer
- b. Flee
- c. Flow
- d. Bury

9. Benjol

- a. Lump
- b. Pile
- c. Leak
- d. Thaw

10. Tergelincir

- a. Reel
- b. Pats
- c. Mesh
- d. Slip



Translate these words into Indonesian

11. Hire
- Mempekerjakan
 - Meletakkan
 - Membutuhkan
 - Mencari
12. Snug
- Gelisah
 - Galau
 - Bahagia
 - Nyaman
13. Spat
- Meleraikan
 - Menampar
 - Tempat
 - Bertengkar
14. Keen
- Tumpul
 - Tajam
 - Kuat
 - Lemah
15. Mood
- Suasana hati
 - Firasat
 - Menjangkau
 - Merasakan

Complete the sentences with the correct answer.

16. "This house is so (...). I don't want to live here anymore!!"
- Beautiful
 - Clean

- c. Dire
- d. Cozy

17. I'm a (...) girl. I can see your sign but i can't hear your voice.

- a. Blind
- b. Deaf
- c. Dumb
- d. Nervous

18. Janet is so (...) so she has no time for her children.

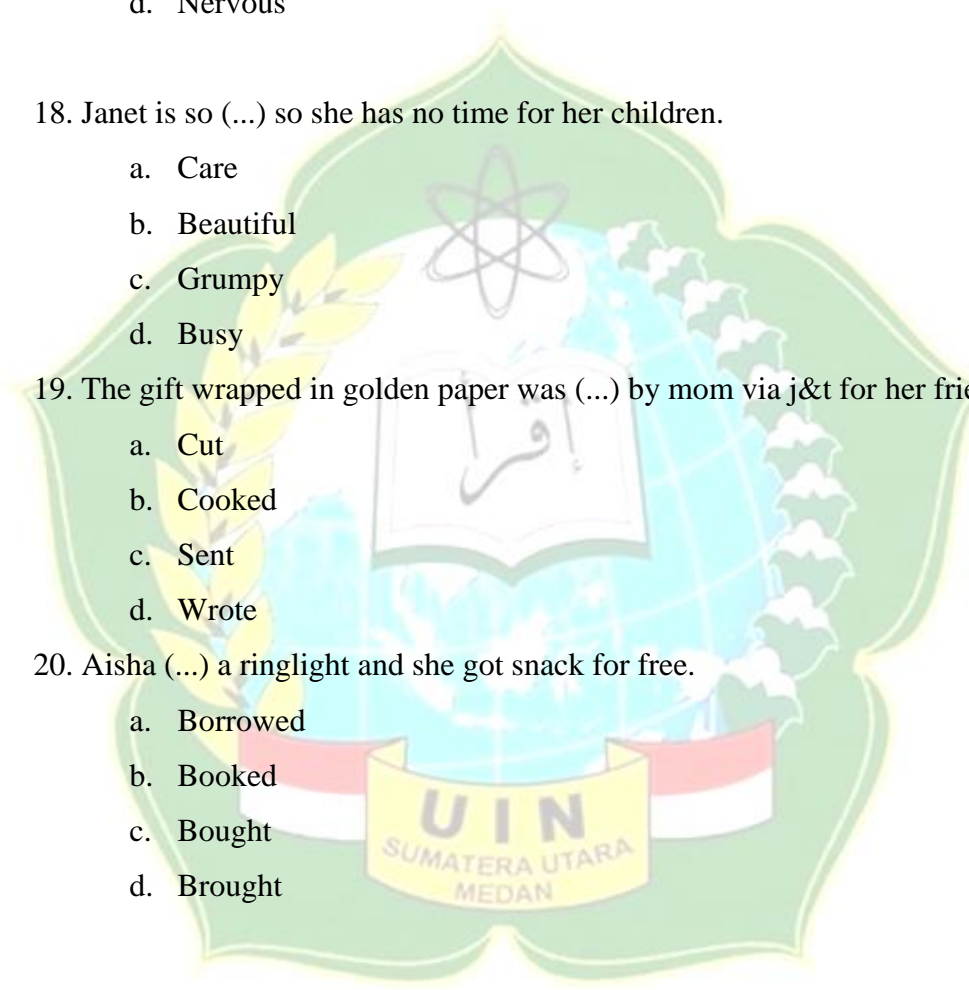
- a. Care
- b. Beautiful
- c. Grumpy
- d. Busy

19. The gift wrapped in golden paper was (...) by mom via j&t for her friend.

- a. Cut
- b. Cooked
- c. Sent
- d. Wrote

20. Aisha (...) a ringlight and she got snack for free.

- a. Borrowed
- b. Booked
- c. Bought
- d. Brought



Answer key

1. C. Nest
2. C. Basket
3. A. Pool
4. C. Root
5. D. Cone
6. C. Fowl
7. D. Dare
8. B. Flee
9. A. Lump
10. D. Slip
11. A. Mempekerjakan
12. D. Nyaman
13. D. Bertengkar
14. B. Tajam
15. A. Suasana hati
16. C. Dire
17. B. Deaf
18. D. Busy
19. C. Sent
20. C. Bought



C. Post-test cycle 2

Name :

Class :

Session :

1. Antonym of brave

- a. Fear
- b. Job
- c. Diligent
- d. Stupid

2. Antonym of peace

- a. Heaven
- b. Think
- c. Spat
- d. Open

3. Antonym of thick

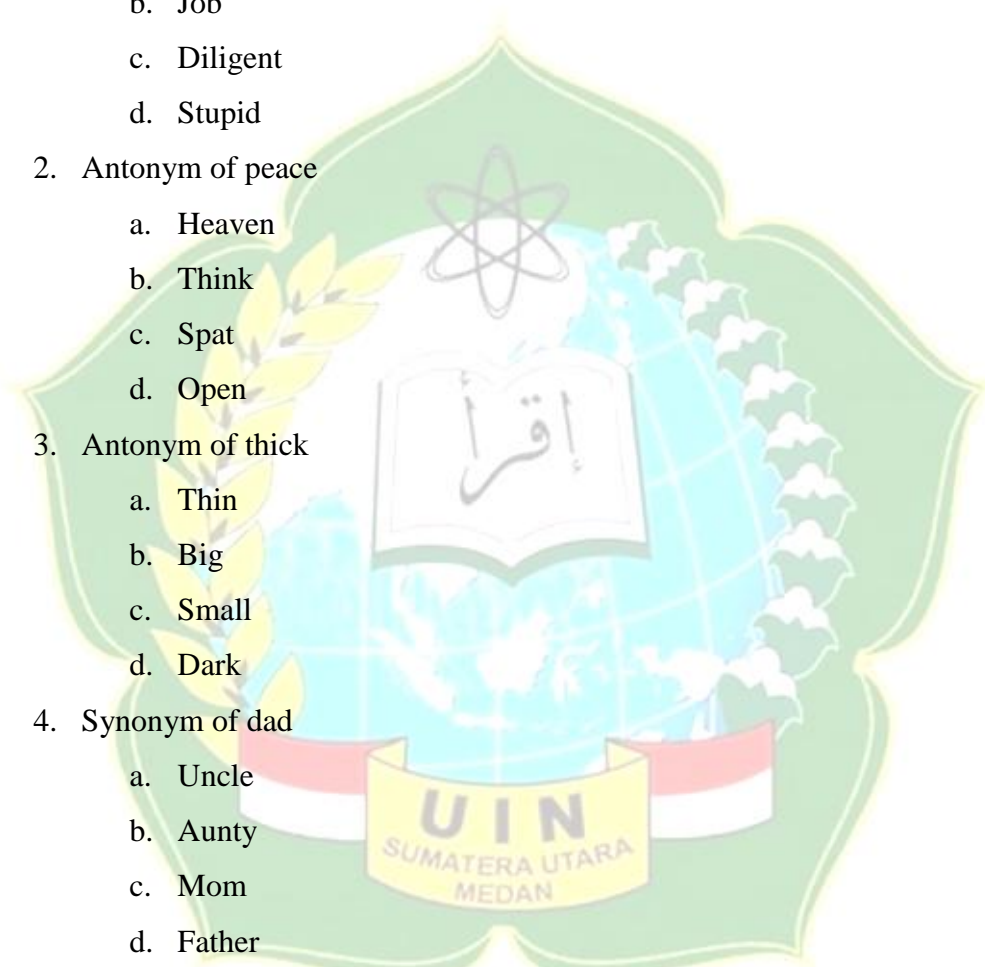
- a. Thin
- b. Big
- c. Small
- d. Dark

4. Synonym of dad

- a. Uncle
- b. Aunty
- c. Mom
- d. Father

5. Synonym of courageous

- a. Brave
- b. Fear
- c. Optimist
- d. Friendly



6. What is this?

- a. Cone
- b. Cake
- c. Triangle
- d. Statue




7. What is this?

- a. Net
- b. Candle
- c. Gun
- d. Moon



8. What is this?

- a. Aunt
- b. Daughter
- c. Son
- d. Grandmother



9. What is this?

- a. Leaf
- b. Sunflower
- c. Root
- d. Kale



10. What is this?

- a. Ear
- b. Hands
- c. Paws
- d. Foot



Number 11 to 15 please translate into English

11. Membaca

- a. Speak
- b. Read

- c. Listen
- d. Write

12. Danau

- a. Lake
- b. Beach
- c. River
- d. Sea

13. Mengirimkan

- a. Open
- b. Close
- c. Receive
- d. Send

14. Paruh

- a. Feather
- b. Paws
- c. Beak
- d. Head

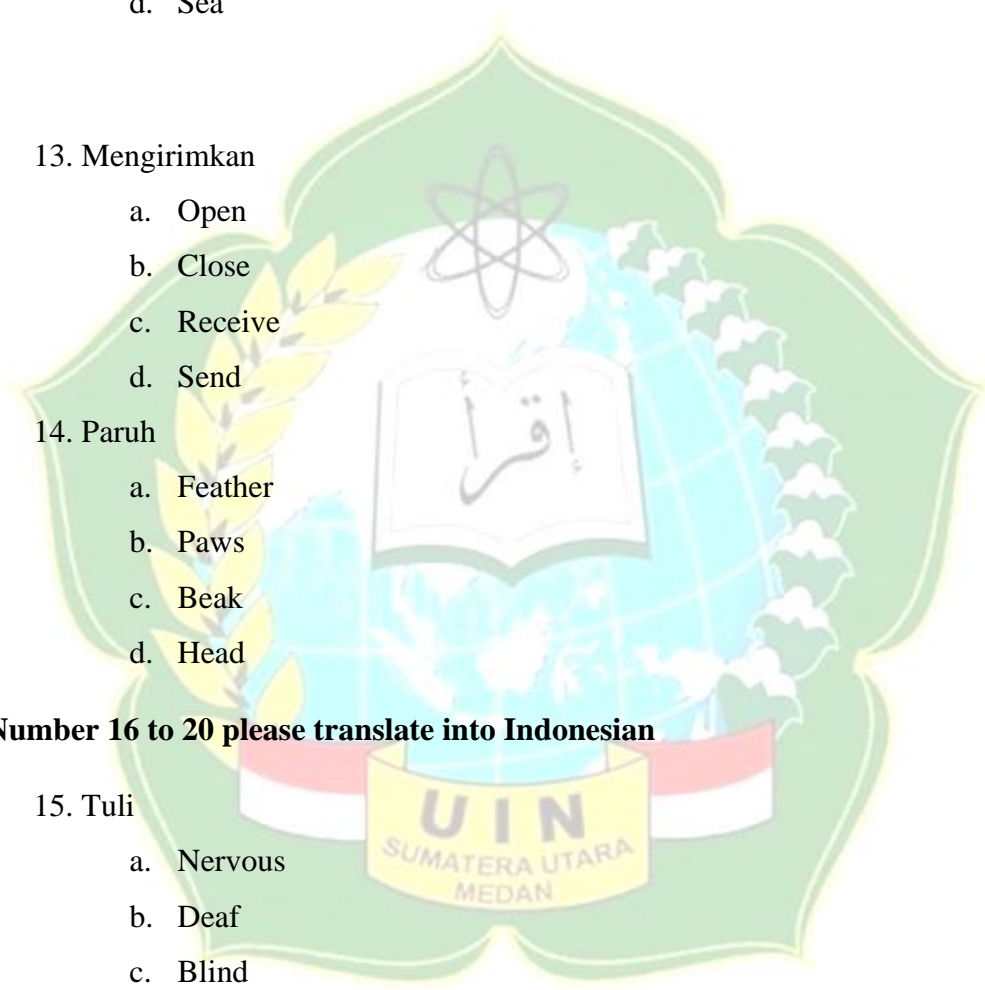
Number 16 to 20 please translate into Indonesian

15. Tuli

- a. Nervous
- b. Deaf
- c. Blind
- d. Dumb

16. Ride

- a. Mengintai
- b. Mengirimkan
- c. Mengulang
- d. Mengendarai



17. Feel

- a. Merasakan
- b. Menjatuhkan
- c. Melipat
- d. Melihat

18. Bake

- a. Memegang
- b. Memanggang
- c. Memilih
- d. Merebus

19. Flee

- a. Menceritakan
- b. Membunuh
- c. Melarikan diri
- d. Melepaskan

20. Busy

- a. Tenang
- b. Berantakan
- c. Santai
- d. Sibuk



Answer key

1. A. Fear
2. C. Spat
3. A. Thin
4. D. Father
5. A. Brave
6. A. Cone
7. C. Gun
8. A. Aunt
9. D. Kale
10. C. Paws
11. B. Read
12. A. Lake
13. D. Send
14. C. Beak
15. B. Dead
16. D. Mengendarai
17. A. Merasakan
18. B. Memanggang
19. C. Melarikan diri
20. D. Sibuk



Appendix 3. Observation List

Tabel 1. Observation list of post-test cycle 1

No	Object of Observation	Yes	No
1.	Teacher opens the lesson with greetings.	✓	
2.	Teacher checks the students whether the student ready to study or the students have not ready yet.	✓	
3.	Teacher gives preview about the material to the students.	✓	
4.	Teacher gives clear explanation about the game's rule.	✓	
5.	Teacher walks around the class.	✓	
6.	Teacher stands or sits in front of the class.	✓	
7.	Teacher goes to every group to check the activity in students group.	✓	
8.	Teacher uses media for teaching.	✓	
9.	Teacher gives ice breaking in the middle of learning activity.		✓
10.	Students pay attention to the teacher.	✓	
11.	Students make noise.	✓	
12.	Students keep the class quiet.		✓
13.	Students talk to other students during the lesson.	✓	
14.	Students walk around the class during the lesson.		✓
15.	Students sit on their own chair during the lesson.	✓	
16.	Students raise their hand when the teacher asks them to answer the questions during the games.	✓	
17.	Students discuss the questions actively in group during the games.	✓	
18.	Students use the media for games given by the teacher.	✓	

Observer

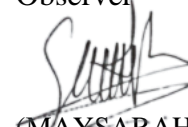


(MAYSARAH RIZKI)

Tabel 2. Observation list of post-test cycle 2

No	Object of Observation	Yes	No
1.	Teacher do offline class.		✓
2.	Teacher opens the lesson with greetings.	✓	
3.	Teacher checks the students whether the student ready to study or the students have not ready yet.	✓	
4.	Teacher gives preview about the material to the students.		✓
5.	Teacher gives a question to attract students' attention in the beginning of class.	✓	
6.	Teacher gives the students time to do discuss.	✓	
7.	Teacher uses media for teaching.	✓	
8.	Teacher gives ice breaking in the middle of learning activity.	✓	
9.	Students pay attention to the teacher.	✓	
10.	Students are uncontrollable.		✓
11.	Students keep the class quiet.		✓
12.	Students keep fast responding for every questions teacher asked.	✓	
13.	Teacher asks the students to finish the second level of the game	✓	
14.	Students have no question during the class.		✓
15.	Students are not interested the class.		✓
16.	Students discuss the questions actively in group during the games.	✓	
17.	Students use the media for games given by the teacher.	✓	

Observer



(MAYSARAH RIZKI)

Appendix 4. Diary Notes**DIARY NOTES**

Date : September 1st, 2021

Time : 7.35 - 8.20 AM

Cycle 1

1. The teacher opened the class by saying basmallah and salam.
2. The students was excited to start the lesson.
3. Some students was not focus during the lesson.
4. Students answered for every teacher's question.
5. Teacher gave a compliment to students who answered the question.
6. Teacher didn't do breaking ice.
7. Teacher explained the lesson well.
8. There was no difficulty during students played AnagrApp.
9. The teacher made a conclusion and did a test cycle 1 before closing the class.

Observer


(MAYSARAH RIZKI)

DIARY NOTES

Date : September 8th, 2021

Time : 8.47 – 9.55 PM

Cycle 2

1. The teacher opened the class with salam.
2. The teacher started the class by giving students some pictures to guess.
3. The students enjoyed the online class.
4. The students were very excited answering the teacher's question.
5. The teacher gave a compliment to students who answered the questions.
6. The teacher gave breaking ice to students.
7. All of students focus on the lesson.
8. Students discussed each other actively.
9. Students conveyed their idea with no doubt.
10. The teacher gave a link test of cycle 2 before closing the class.

Observer


(MAYSARAH RIZKI)


UIN
SUMATERA UTARA
MEDAN

Appendix 5. Permission and Reply Letter

8/6/2021

<https://siselma.uinsu.ac.id/pengajuan/cetakaktif/Mzg0OTg=>


KEMENTERIAN AGAMA REPUBLIK INDONESIA
 UNIVERSITAS ISLAM NEGERI SUMATERA UTARA MEDAN
 FAKULTAS ILMU TARBIYAH DAN KEGURUAN
 Jl. Williem Iskandar Pasar V Medan Estate 20371
 Telp. (061) 6615683-6622925 Fax. 6615683

Nomor : B-15293/ITK/ITK.V.3/PP.00.9/08/2021
 Lampiran : -
 Hal : Izin Riset

06 Agustus 2021

Yth. Bapak/Ibu Kepala SMA PAB 4 SAMPALI

Assalamualaikum Wr. Wb.

Dengan Hormat, diberitahukan bahwa untuk mencapai gelar Sarjana Strata Satu (S1) bagi Mahasiswa Fakultas Ilmu Tarbiyah dan Keguruan adalah menyusun Skripsi (Karya Ilmiah), kami tugaskan mahasiswa:

Nama	: Shara Khairunnisa
NIM	: 0304171047
Tempat/Tanggal Lahir	: Pematang Siantar, 10 Januari 1999
Program Studi	: Tadris Bahasa Inggris
Semester	: VIII (Delapan)
Alamat	: Jln. T. Bedussamad, gg. Bahagia Kecamatan Babussalam

untuk hal dimaksud kami mohon memberikan Izin dan bantuannya terhadap pelaksanaan Riset di Jalan Sampali Ujung, Medan Estate, Percut Sei Tuan, kab. Deli Serdang, Sumatera Utara, guna memperoleh informasi/keterangan dan data-data yang berhubungan dengan Skripsi (Karya Ilmiah) yang berjudul:

The Use of Anagr.App to Improve The Students' Vocabulary Mastery

Demikian kami sampaikan, atas bantuan dan kerjasamanya diucapkan terima kasih.

Medan, 06 Agustus 2021
 a.n. DEKAN
 Ketua Program Studi Pendidikan Bahasa
 Inggris



Digitally Signed

Yani Lubis, M.Hum
 NIP. 197006062000031006

Tembusan:

- Dekan Fakultas Ilmu Tarbiyah dan Keguruan UIN Sumatera Utara Medan

info : Silahkan scan QRCode diatas dan klik link yang muncul, untuk mengetahui hasil dan surat



**PERKUMPULAN AMAL BAKTI (PAB)
SMA PAB 4 SAMPALI
PERGURUAN PAB WILAYAH IX SAMPALI**

NSS : 304070106030 Izin Operasional : No.421 5/432/DIS PM PPTSP/6/VII/2019
NDS : 3007010024 NPSN : 10214145
NIS : 300410 Akreditasi : "A"

Alamat : Jl. Pasar Hitam No. 69 Kec. Percut Sei Tuan Kab. Deli Serdang, Telp. (061) 80088927, Kode Pos 20371, Email: smapabsampali@yahoo.co.id

Nomor : A4/611 /PAB/IX /2021
Lampiran : -
Hal : Telah Melaksanakan Riset

Kepada Yth :
Dekan Fakultas Ilmu Tarbiyah dan Keguruan
Universitas Islam Negeri Sumatera Utara (UINSU)

Di -
Tempat

Dengan hormat.

Berdasarkan surat dari Dekan Universitas Islam Negeri Sumatera Utara (UINSU) Nomor : B-15294/ITK/ITK.V.3/PP.00.9/08/2021 tanggal 06 Agustus 2021, Prihal : Izin Riset Kepala SMA PAB 4 Sampali, Kecamatan Percut Sei Tuan, Kabupaten Deli Serdang, Provinsi Sumatra Utara Dengan ini menerangkan bahwa Nama yang tersebut di bawah ini :


Nama	: Shara Khairunnisa
NIM	: 0304171047
Program Studi	: Tadris Bahasa Inggris
Semester	: VIII (Delapan)
Judul Penelitian	: " The Use Of AnagrApp to Improve The Students' Vocabulary Mastery "

Benar telah melaksanakan Riset untuk menyelesaikan tugas Skripsi kuliah di lingkungan SMA PAB 4 Sampali Pada Tanggal 09 Agustus s/d 15 September 2021

Demikian hal ini kami sampaikan ,agar dapat di pergunakan sebagai mana mestinya.

Sampali 23 September 2021
Kepala SMA PAB 4 SAMPALI

Lucy Mardiana
LUCY MARDIANA, ST
NIP : -



Appendix 6. Paper of Students

A. Pre-test

9

Name : Rubiati Session : pre-test/~~post-test~~

Class : XI-IPA'




Translate these words into Indonesian

- Keen
 - Tumpul
 - Tajam
 - Kuat
 - Lemah
- Hire
 - Mempekerjakan
 - Meletakkan
 - Membutuhkan
 - Mencari
- Spat
 - Meleraai
 - Menampar
 - Tempat
 - Bertengkar
- Mood
 - Suasana hati
 - Ejrasat
 - Menjangkau
 - Merasakan
- Snug
 - Gelisah
 - Galau
 - Bahagia
 - Nyaman
 - e.

Translate these words into english

- Tergelincir
 - Reel
 - Pats
 - Mesh
 - Slip
- Unggas
 - Pit
 - Rote
 - Fowl
 - Teem
- Berani
 - Blot
 - Dire
 - Currish
 - Dare
- Benjol
 - Lump
 - Pile
 - Leak
 - Thaw
- Melarikan diri
 - Leer
 - Flee
 - Flow
 - Bury

Guess the picture

- What is it?
 - Twig
 - Branch
 - Nest
 - Wood
- What is it?
 - Iron
 - Nail
 - Spike
 - Bolt
- What is it?
 - Pool
 - Lake
 - Backyard
 - Playground

14. What is it?

- a. Hump
- b. Gill
- c. Beak
- d. Claw



15. What is it?

- a. Triangle
- b. Speed bump
- c. Handcuffs
- d. Cone



Complete the sentences with the correct answer.

16. I'm a (...) girl. I can see your sign but I can't hear your voice.

- a. Blind
- b. Deaf
- c. Dumb
- d. Nervous

17. "This house is so (...). I don't want to live here anymore!!"

- a. Beautiful
- b. Clean
- c. Dire
- d. Cozy

18. Aisha (...) a ringlight and she got snack for free.

- a. Borrowed
- b. Booked
- c. Bought
- d. Brought

19. The gift wrapped in golden paper was (...) by mom via j&t for her friend.

- a. Cut
- b. Cooked
- c. Sent
- d. Wrote

20. Janet is so (...) so she has no time for her children.

- a. Care
- b. Beautiful
- c. Grumpy
- d. Busy

Name : PUTRI RAMADHANSession : pre-test/~~post-test~~Class : XI IPA

6

Translate these words into Indonesian

1. Keen
 - a. Tumpul
 - b. Tajam
 - c. Kuat
 - d. Lemah
2. Hire
 - a. Mempekerjakan
 - b. Meletakkan
 - c. Membutuhkan
 - d. Mencari
3. Spat
 - a. Melerai
 - b. Menampar
 - c. Tempat
 - d. Bertengkar
4. Mood
 - a. Suasana hati
 - b. Firasat
 - c. Menjangkau
 - d. Merasakan
5. Snug
 - a. Gelisah
 - b. Galau
 - c. Bahagia
 - d. Nyaman
 - e.

Translate these words into English

6. Tergelincir
 - a. Reel
 - b. Pats
 - c. Mesh
 - d. Slip
7. Unggas
 - a. Pit
 - b. Rote
 - c. Fowl
 - d. Teem
8. Berani
 - a. Blot
 - b. Dire
 - c. Currish
 - d. Dare
9. Benjol
 - a. Lump
 - b. Pile
 - c. Leak
 - d. Thaw
10. Melarikan diri
 - a. Leer
 - b. Flee
 - c. Flow
 - d. Bury

Guess the picture

11. What is it?
 - a. Twig
 - b. Branch
 - c. Nest
 - d. Wood



12. What is it?
 - a. Iron
 - b. Nail
 - c. Spike
 - d. Bolt



13. What is it?
 - a. Pool
 - b. Lake
 - c. Backyard
 - d. Playground



14. What is it?

- a. Hump
- b. Gill
- c. Beak
- d. Claw



15. What is it?

- a. Triangle
- b. Speed bump
- c. Handcuffs
- d. Cone



Complete the sentences with the correct answer.

16. I'm a (...) girl. I can see your sign but I can't hear your voice.

- a. Blind
- b. Deaf
- c. Dumb
- d. Nervous

17. "This house is so (...). I don't want to live here anymore!!"

- a. Beautiful
- b. Clean
- c. Dire
- d. Cozy

18. Aisha (...) a ringlight and she got snack for free.

- a. Borrowed
- b. Booked
- c. Bought
- d. Brought

19. The gift wrapped in golden paper was (...) by mom via j&t for her friend.

- a. Cut
- b. Cooked
- c. Sent
- d. Wrote

20. Janet is so (...) so she has no time for her children.

- a. Care
- b. Beautiful
- c. Grumpy
- d. Busy

6

Name : Cindy aulia

Session : pre-test/~~post-test~~

Class : Xi ipa 1

Translate these words into Indonesian

1. Keen
 - a. Tumpul
 - b. Tajam
 - c. Kuat
 - d. Lemah
2. Hire
 - a. Mempekerjakan
 - b. Meletakkan
 - c. Membutuhkan
 - d. Mencari
3. Spat
 - a. Melerai
 - b. Menampar
 - c. Tempat
 - d. Bertengkar
4. Mood
 - a. Suasana hati
 - b. Firasat
 - c. Menjangkau
 - d. Merasakan
5. Siug
 - a. Gelisah
 - b. Galau
 - c. Bahagia
 - d. Nyaman
 - e.

Translate these words into english

6. Tergelincir
 - a. Reel
 - b. Pats
 - c. Mesh
 - d. Slip
7. Unggas
 - a. Pit
 - b. Rote
 - c. Fowl
 - d. Teem
8. Berani
 - a. Blot
 - b. Dire
 - c. Currish
 - d. Dare
9. Benjol
 - a. Lump
 - b. Pile
 - c. Leak
 - d. Thaw
10. Melarikan diri
 - a. Leer
 - b. Flee
 - c. Flow
 - d. Bury

Guess the picture

11. What is it?
 - a. Twig
 - b. Branch
 - c. Nest
 - d. Wood



12. What is it?
 - a. Iron
 - b. Nail
 - c. Spike
 - d. Bolt



13. What is it?
 - a. Pool
 - b. Lake
 - c. Backyard
 - d. Playground




14. What is it?

- a. Hump
- b. Gill
- c. Beak
- d. Claw



15. What is it?

- a. Triangle
- b. Speed bump
- c. Handcuffs
- d. Cone



Complete the sentences with the correct answer.

16. I'm a (...) girl. I can see your sign but I can't hear your voice.

- a. Blind
- b. Deaf
- c. Dumb
- d. Nervous

17. "This house is so (...). I don't want to live here anymore!!"

- a. Beautiful
- b. Clean
- c. Dire
- d. Cozy

18. Aisha (...) a ringlight and she got snack for free.

- a. Borrowed
- b. Booked
- c. Bought
- d. Brought

19. The gift wrapped in golden paper was (...) by mom via j&t for her friend.

- a. Cut
- b. Cooked
- c. Sent
- d. Wrote

20. Janet is so (...) so she has no time for her children.

- a. Care
- b. Beautiful
- c. Grumpy
- d. Busy


B. Post-test cycle 1

Name : P U b i a t i
 Class : X I - I P A'
 Session : pre-test (post-test)


Translate these words into Indonesian

Guess the picture


- What is it?
 - a. Twig
 - b. Branch
 - c. Nest
 - d. Wood




- What is it?
 - a. Iron
 - b. Bowl
 - c. Basket
 - d. Cupboard




- What is it?
 - a. Pool
 - b. Lake
 - c. Backyard
 - d. Playground



- What is it?
 - a. Tree
 - b. Leaf
 - c. Root
 - d. Groot



- What is it?
 - a. Triangle
 - b. Speed bump
 - c. Handcuffs
 - d. Cone



Translate these words into english

- Unggas
 - a. Pit
 - b. Rote

- c. Fowl
- d. Teem

7. Berani
 a. Blot
 b. Dire
 c. Currish
 d. Dare
8. Melarikan diri
 a. Leer
 b. Flee
 c. Flow
 d. Bury
9. Benjol
 a. Lump
 b. Pile
 c. Leak
 d. Thaw
10. Tergelincir
 a. Reel
 b. Pats
 c. Mesh
 d. Slip
11. Hire
 a. Mempekerjakan
 b. Meletakkan
 c. Membutuhkan
 d. Mencari
12. Snug
 a. Gelisah
 b. Galau
 c. Bahagia
 d. Nyaman
13. Spat
 a. Melerai
 b. Menampar
 c. Tempat
 d. Bertengkar
14. Keen
 a. Tumpul
 b. Tajam
 c. Kuat
 d. Lemah

15. Mood

- a. Suasana hati
 b. Firasat
 c. Menjangkau
 d. Merasakan

Complete the sentences with the correct answer.

16. "This house is so (...). I don't want to live here anymore!!"
 a. Beautiful
 b. Clean
 c. Dire
 d. Cozy
17. I'm a (...) girl. I can see your sign but I can't hear your voice.
 a. Blind
 b. Deaf
 c. Dumb
 d. Nervous
18. Janet is so (...) so she has no time for her children.
 a. Care
 b. Beautiful
 c. Grumpy
 d. Busy
19. The gift wrapped in golden paper was (...) by mom via j&t for her friend.
 a. Cut
 b. Cooked
 c. Sent
 d. Wrote
20. Aisha (...) a ringlight and she got snack for free.
 a. Borrowed
 b. Booked
 c. Bought
 d. Brought

Name : *PUTRI RAMADHANI*

Class : *XI IPA 1*

Session : pre-test post test

Translate these words into Indonesian

Guess the picture

1. What is it?

- a. Twig
- b. Branch
- c. Nest
- d. Wood



2. What is it?

- a. Iron
- b. Bowl
- c. Basket
- d. Cupboard



3. What is it?

- a. Pool
- b. Lake
- c. Backyard
- d. Playground



4. What is it?

- a. Tree
- b. Leaf
- c. Root
- d. Groot



5. What is it?

- a. Triangle
- b. Speed bump
- c. Handcuffs
- d. Cone



Translate these words into english

6. Unggas

- a. Pit
- b. Rote

- c. Fowl
- d. Teem

7. Berani
 a. Blot
 b. Dire
 c. Currish
 d. Dare
8. Melarikan diri
 a. Leer
 b. Flee
 c. Flow
 d. Bury
9. Benjol
 a. Lump
 b. Pile
 c. Leak
 d. Thaw
10. Tergelincir
 a. Reel
 b. Pats
 c. Mesh
 d. Slip
11. Hire
 a. Mempekerjakan
 b. Meletakkan
 c. Membutuhkan
 d. Mencari
12. Snug
 a. Gelisah
 b. Galau
 c. Bahagia
 d. Nyaman
13. Spat
 a. Melerai
 b. Menampar
 c. Tempat
 d. Bertengkar
14. Keen
 a. Tumpul
 b. Tajam
 c. Kuat
 d. Lemah

15. Mood
 a. Suasana hati
 b. Firasat
 c. Menjangkau
 d. Merasakan

Complete the sentences with the correct answer.

16. "This house is so (...). I don't want to live here anymore!!"
 a. Beautiful
 b. Clean
 c. Dire
 d. Cozy
17. I'm a (...) girl. I can see your sign but I can't hear your voice.
 a. Blind
 b. Deaf
 c. Dumb
 d. Nervous
18. Janet is so (...) so she has no time for her children.
 a. Care
 b. Beautiful
 c. Grumpy
 d. Busy
19. The gift wrapped in golden paper was (...) by mom via j&t for her friend.
 a. Cut
 b. Cooked
 c. Sent
 d. Wrote
20. Aisha (...) a ringlight and she got snack for free.
 a. Borrowed
 b. Booked
 c. Bought
 d. Brought

Name : Cindy Aulia

Class : XI ipa 1

Session : pre-test post-test

Translate these words into Indonesian

Guess the picture

1. What is it?
 a. Twig
 b. Branch
 c. Nest
 d. Wood



2. What is it?
 a. Iron
 b. Bowl
 c. Basket
 d. Cupboard



3. What is it?
 a. Pool
 b. Lake
 c. Backyard
 d. Playground



4. What is it?
 a. Tree
 b. Leaf
 c. Root
 d. Groot



5. What is it?
 a. Triangle
 b. Speed bump
 c. Handcuffs
 d. Cone



Translate these words into english

6. Unggas
 a. Pit
 b. Rote

- Fowl
 d. Teem

7. Berani
 a. Blot
 b. Dire
 c. Currish
 d. Dare
8. Melarikan diri
 a. Leer
 b. Flee
 c. Flow
 d. Bury
9. Benjol
 a. Lump
 b. Pile
 c. Leak
 d. Thaw
10. Tergelincir
 a. Reel
 b. Pats
 c. Mesh
 d. Slip
11. Hire
 a. Mempekerjakan
 b. Meletakkan
 c. Membutuhkan
 d. Mencari
12. Snug
 a. Gelisah
 b. Galau
 c. Bahagia
 d. Nyaman
13. Spat
 a. Melera
 b. Menampar
 c. Tempat
 d. Bertengkar
14. Keen
 a. Tumpul
 b. Tajam
 c. Kuat
 d. Lemah

15. Mood
 a. Suasana hati
 b. Firasat
 c. Menjangkau
 d. Merasakan

Complete the sentences with the correct answer.

16. "This house is so (...). I don't want to live here anymore!!"
 a. Beautiful
 b. Clean
 c. Dire
 d. Cozy
17. I'm a (...) girl. I can see your sign but I can't hear your voice.
 a. Blind
 b. Deaf
 c. Dumb
 d. Nervous
18. Janet is so (...) so she has no time for her children.
 a. Care
 b. Beautiful
 c. Grumpy
 d. Busy
19. The gift wrapped in golden paper was (...) by mom via j&t for her friend.
 a. Cut
 b. Cooked
 c. Sent
 d. Wrote
20. Aisha (...) a ringlight and she got snack for free.
 a. Borrowed
 b. Booked
 c. Bought
 d. Brought

C. Post-test cycle 2

Post test (cycle 2)

Assalamualaikum adik-adik... terimakasih kakak ucapkan bagi kalian yang sudah sedia menyediakan waktu untuk mengisi test terakhir kita. Untuk itu kakak mohonkan untuk mengisi test ini dengan sebaik-baiknya.

Bagian Tanpa Judul

Nama Lengkap *

Rubiati

1. Antonym of brave * 5 poin

Fear

Job

Diligent

Stupid

2. Antonym of peace * 5 poin

Heaven

Think

Spat

Open

3. Antonym of thick * 5 poin

Thin

Big

Small

Dark

4. Synonym of dad * 5 poin

Uncle

Aunty

Mom

Father

5. Synonym of courageous * 5 poin

Brave

Fear

Optimist

Friendly

6. What is it? *

5 poin



- Cone
- Cake
- Triangle
- Statue

7. What is it? *

5 poin



- Net
- Candle
- Gun
- Moon

8. What is it? *

5 poin



- Aunt
- Daughter
- Son
- Grandmother

9. What is it? *

5 poin



- Leaf
- Sunflower
- Root
- Kale

10. What is it? *

5 poin



- Ear
- Hand
- Paws
- Foot

Number 11 to 15 please translate into English
Number 16 to 20 please translate into Indonesian
Good luck 🍀

11. Membaca *

5 poin

- Speak
- Read
- Listen
- Write

12. Danau *

5 poin

- Lake
- Beach
- River
- Sea

13. Mengirimkan *

5 poin

- Open
- Close
- Receive
- Send

14. Paruh *

5 poin

- Feather
- Paws
- Beak
- Head

15. Tuli *

5 poin

- Nervous
- Deaf
- Blind
- Dumb

16. Ride *

5 poin

- Mengintai
- Mengirimkan
- Mengulang
- Mengendarai

17. Feel *

5 poin

- Merasakan
- Menjatuhkan
- Melipat
- Melihat

18. Bake *

5 poin

- Memegang
- Memanggang
- Memilih
- Merebus

19. Flee *

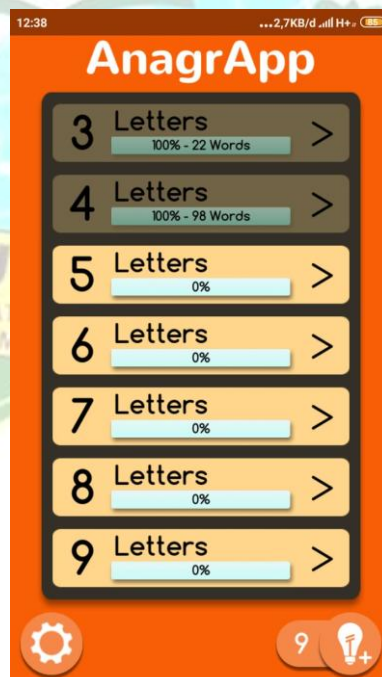
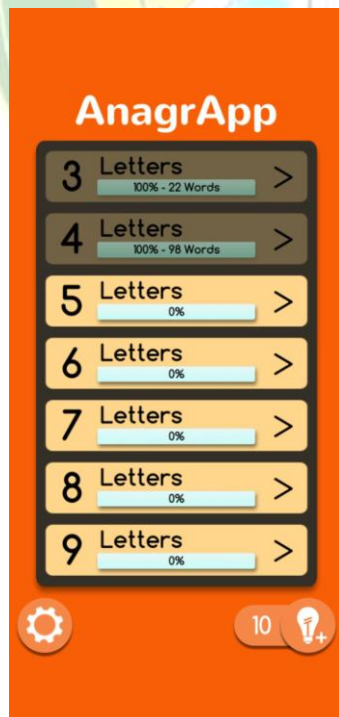
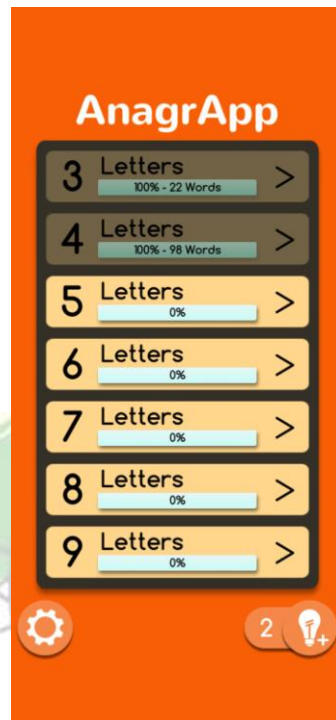
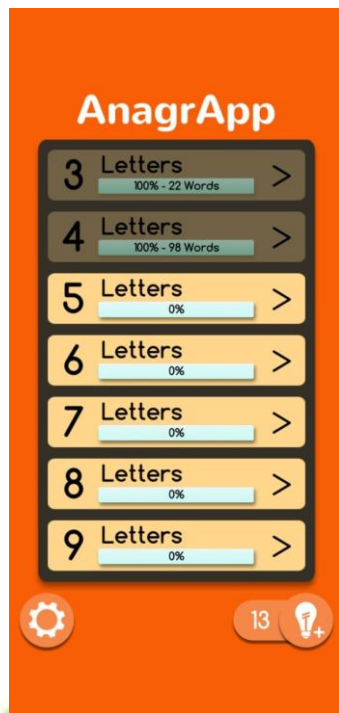
5 poin

- Menceritakan
- Membunuh
- Melarikan diri
- Melepaskan

20. Busy *

5 poin

- Tenang
- Berantakan
- Santai
- Sibuk



Appendix 7. The Result of Test

Tabel 3. The result of test

No	Students	Pre-test	Post test	
			C1	C2
01	AA	40	90	100
02	AF	50	55	85
03	APAD	40	55	90
04	CA	30	55	85
05	DE	40	90	80
06	FR	25	55	85
07	FHS	20	65	80
08	KE	40	95	85
09	MDRA	30	40	90
10	MRSS	20	45	85
11	MT	45	50	80
12	MS	25	80	95
13	MA	20	60	90
14	MI	15	60	90
15	MF	10	30	50
16	NAP	35	70	85
17	NA	45	50	100
18	NL	50	90	95
19	PR	30	55	80
20	RTN	15	35	65
21	R	45	70	100
22	SK	50	50	95
23	SAL	25	85	95
24	SIL	45	80	90
25	SA	40	50	75

26	THA	15	65	100
27	WI	35	65	95
28	YPR	35	40	75
29	YG	55	90	95
Total		970	1820	2515
Mean		33,44	62,75	86,72



Appendix 8. Name of Students

Tabel 4. Name of Students

No	Initial	Name
01	AA	Ade Adhari
02	AF	Adinda Trifani
03	APAD	Ananda Putri Aulia Daulay
04	CA	Cindy Aulia
05	DE	Delia Erwanto
06	FR	Fahrur Rozi
07	FHS	Firza Humairoh S.
08	KE	Khairunnisa Efendi
09	MDRA	M. Diva Rizky Ananda
10	MRSS	M. Rasyid Surya S.
11	MT	M. Tiawanasa
12	MS	Maiya Sari
13	MA	Meiriana
14	MI	Meiriani
15	MF	Mhd Fahrian
16	NAP	Nabila Alya Putri
17	NA	Natasya Afrilia
18	NL	Nathania Larasati
19	PR	Putri Ramadhani
20	RTN	Rangga Tri Nando
21	R	Rubiati
22	SK	Sekar Khairiyah
23	SAL	Silvana Lubis
24	SIL	Silvani Lubis
25	SA	Surya Ananda
26	THA	Taufiq Hidayatul Akbar

27	WI	Windi Indrayani
28	YPR	Yoga Pramana Ramadhan
29	YG	Yuliana Gea



Appendix 9. Documentation



(The researcher was watching the students do pre-test in XI IPA 1)



(The students was doing the pre-test)



(The students was doing the pre-test)



(The researcher was explaining the lesson in cycle 1)



(The researcher was explaining the lesson in cycle 1)



(The researcher was explaining how to use AnagrApp)



(The students was playing AnagrApp)



(The researcher was watching the students playing AnagrApp)



(The students was playing AnagrApp)



(The researcher started lesson of second cycle by giving a picture to guess and did discussion)



(Discussion section by using WhatsApp Group)



(The students tried to answer the question and made an example of descriptive text)



(The researcher and friends gave appreciation to the school because had participated in the research)

(The researcher shared link of post-test cycle 2)