

REFERENCES

- Abbasian, G.R., and Ghasemi, K. (2015). Contributions of Cloze Test Varieties and Procedures in Reading Instruction: A Washback Study. *International Journal of Educational Investigations*, **2(8)**, 86-107.
- Ahour, T. (2014). The Evaluation of “English Textbook 2” Taught in Iranian High Schools from Teachers’ Perspectives. *Journal of English Language Teaching*, **7(3)**, 150-158.
- Ajideh, P., and Mozaffarzadeh, S. (2012). C-test vs. Multiple-choice Cloze Test as Tests of Reading Comprehension in Iranian EFL Context: Learners Perspective. *English Language Teaching*, **5(11)**, 2012, 143-150.
- Al-Hilali, M. T., and Khan, M. M. (1998). *Translation of the Meaning of the Noble Qur’an in the English Language*. Madinah: King Fahd Complex.
- Alderson, J.C. (2000). *Assessing Reading*. Cambridge: Cambridge University Press.
- Alipah, E.N. (2019). *The Readability Level of Reading Texts in Bahasa Inggris Textbook (A Descriptive Study of an English Textbook for the Tenth Grade Students of Senior High School)*. Thesis. Jakarta: Syarif Hidayatullah State Islamic University.
- Anderson, M., and Anderson, K. (1998). *Text Types in English 3*. South Yarra: Macmillan Education.
- Anderson, M and Anderson, T. (2003). *Text Types in English*. London: Macmillan.
- Azizi, A.R. (2015). *An Analysis of the Readability Level of Reading Texts in Passport to the World 2 Textbook for Second Grade of Junior High School (A Case Study at the Eighth Grade Students of SMPN 17 Depok)*. Thesis. Jakarta: Syarif Hidayatullah State Islamic University.
- Cetin, E., and Sidekli, S. (2018). Reading Comprehension Skills in Terms of the Sentiments Given in Reading Texts. *International Journal of Evaluation and Research in Education (IJERE)*, **7(4)**, 317-330.

- Creswell, J.W. (2008). *Educational Research Planning, Conducting, and Evaluating Quantitative and Qualitative Research 4th edition*. Boston: Pearson Education.
- Day, R. (1994). Selecting Passage for EFL Reading Class. *English Teaching Forum*, **3(2)**, 130-145.
- Dubay, W.H. (2004). *A Principles of Readability*. Costa Mesa, CA: Impact Information.
- Dubay, W.H. (2007). *Smart Language: Readers, Readability, and the Grading of Text*. Costa Mesa, CA: Impact Information.
- Eriyanto. (2015). *Analisis isi: Pengantar Metodologi Untuk Penelitian Ilmu Komunikasi dan Ilmu-Ilmu Sosial Lainnya*. Jakarta: Kencana Prenanda Media Group.
- Fauziati, E. (2012). *English Language Teaching and Learning: Theory and Practice*. Makassar: UNM Press.
- Flesch, R. (1949). *The Art of Readable Writing*. New York: The Haddon Craftsmen, Scranton, Pa.
- Ghufron, M.A., and Saleh, M. (2016). Designing a Model of Research Paper Writing Instructional Materials for Academic Writing-Course: Textbook Evaluation. *Langugae Circle: Journal of Language and Literature*, **10 (2)**, 113-123.
- Greenberg, J., and Barron A.R. (2003). Behaviour in Organisations. *Prentice Hall*, **7**, 188-215.
- Indryasari, R.A.L. (2019). The Readability of Reading Text on the English Textbook for XI Grade Students Published by the Ministry of Educational and Cultural Indonesia 2019. *JournEEL*, **1(2)**, 13-20.
- Langeborg, L. (2010). *Readability; An Analysis of English Textbook*. Academe for Utbildning Och Economy.
- Mesmer, H.A.E. (2008). *Tools for Matching Readers to Texts*. New York: The Guildford Press.

- Nuttal, C. (1996). *Teaching Reading Skills in a Foreign Language*. Oxford: Heinemann.
- Paige, D.D., Spagnoli, V., and Wood, H. (2013). Literacy Acquisition in Indian Students: A Descriptive Study of Reading Achievement in One English Medium School. *World Journal of Education*, **3**(2), 11-23.
- Pikulski, J.J. (2002). *Readability*. University of Delaware: Mifflin Company.
- Richards, J. (2001). *Curriculum Development in Language Teaching*. New York: Cambridge University Press.
- Roohani and Sharifi. (2015). Evaluating Visual Elements in Two EFL Textbooks. *Indonesian Journal of Applied Linguistics*, **4** (2), 68-77.
- Shen, Y. (2017). On Improving Text Readability by Creating a Personal Writing Style. *English Language Teaching*, **10**(3), 95-100.
- Sulistyo, Haryanto, Widodo, and Elyas. (2019). The Portrait of Primary School English in Indonesia: Policy Recommendation. *International Journal of Primary, Elementary and Early Years Education*, 1-15.
- Wells, S., and Moon, B. (2019). Towards An Anatomy of English Textbooks: Counting What Counts as English. *English in Education*, 1-25.
- Yetti, D. (2019). *An Analysis of Readability Level of Reading Material in English Textbook for First Grade of Senior High School*. Thesis. Riau: State Islamic University Sultan Syarif Kasim Riau.
- Zantoni, M. (2018). *The Readability Level of Reading Texts In The English Textbook Entitled "English On Sky 2" Used by the Eighth Grade Students of SMP Budaya Bandar Lampung in the Academic Year of 2017/2018*. Thesis. Lampung: Lampung State Islamic University.

*Appendix 1***The Dale Chall List of 3,000 words****A**

a	afraid	alarm	angel	apron	asleep
able	after	alike	anger	are	at
aboard	afternoon	alive	angry	aren't	ate
about	afterward	all	animal	arise	attack
above	afterwards	alley	another	arithmetic	attend
absent	again	alligator	answer	arm	attention
accept	against	allow	ant	armful	August
accident	age	almost	any	army	aunt
account	aged	alone	anybody	arose	author
ache	ago	along	anyhow	around	auto
aching	agree	aloud	anyone	arrange	automobil
acorn	ah	already	anything	arrive	e
acre	ahead	also	anyway	arrived	autumn
across	aid	always	anywhere	arrow	avenue
act	aim	am	apart	art	awake
acts	air	America	apartment	artist	awaken
add	airfield	American	ape	as	away
address	airplane	among	apiece	ash	awful
admire	airport	amount	appear	ashes	awfully
adventure	airship	an	apple	aside	awhile
afar	airy	and	April	ask	ax axe

B

baa	battle	believe	blast	bought	bud
babe	battleship	bell	blaze	bounce	buffalo
babies	bay	belong	bleed	bow	bug
back	be	below	bless	bowl	buggy
background	beach	belt	blessing	bow-wow	build
backward	bead	bench	blew	box	building
backwards	beam	bend	blind	boxcar	built
bacon	bean	beneath	blindfold	boxer	bulb
bad	bear	bent	blinds	boxes	bull
badge	beard	berries	block	boy	bullet
badly	beast	berry	blood	boyhood	bum
bag	beat	beside	bloom	bracelet	bumblebee
bake	beating	besides	blossom	brain	bump
baker	beautiful	best	blot	brake	bun
bakery	beautify	bet	blow	bran	bunch
baking	beauty	better	blue	branch	bundle
ball	became	between	blueberry	brass	bunny

balloon	because	bib	bluebird	brave	burn
banana	become	bible	blush	bread	burst
band	becoming	bicycle	board	break	bury
bandage	bed	bid	boast	breakfast	bus
bang	bedbug	big	boat	breast	bush
banjo	bedroom	bigger	bob	breath	bushel
bank	bedspread	bill	bobwhite	breathe	business
banker	bedtime	billboard	bodies	breeze	busy
bar	bee	bin	body	brick	but
barber	beech	bind	boil	bride	butcher
bare	beef	bird	boiler	bridge	butt
barefoot	beefsteak	birth	bold	bright	butter
barely	beehive	birthday	bone	brightness	buttercup
bark	been	biscuit	bonnet	bring	butterfly
barn	beer	bit	boo	broad	buttermilk
barrel	beet	bite	book	broadcast	butterscotch
base	before	biting	bookcase	broke	button
baseball	beg	bitter	bookkeeper	broken	buttonhole
basement	began	black	boom	brook	buy
basket	beggar	blackberry	boot	broom	buzz
bat	begged	blackbird	born	brother	by
batch	begin	blackboard	borrow	brought	bye
bath	beginning	blackness	boss	brown	
bathe	begun	blacksmith	both	brush	
bathing	behave	blame	bother	bubble	
bathroom	behind	blank	bottle	bucket	
bath tub	being	blanket	bottom	buckle	

C

cab	carve	chick	clock	cooked	cream
cabbage	case	chicken	close	cooking	creamy
cabin	cash	chief	closet	cookie	creek
cabinet	cashier	child	cloth	cookies	creep
cackle	castle	childhood	clothes	cool	crept
cage	cat	children	clothing	cooler	cried
cake	catbird	chill	cloud	coop	croak
calendar	catch	chilly	cloudy	copper	crook
calf	catcher	chimney	clover	copy	crooked
call	caterpillar	chin	clown	cord	crop
caller	catfish	china	club	cork	cross
calling	catsup	chip	cluck	corn	crossing
came	cattle	chipmunk	clump	corner	cross-eyed
camel	caught	chocolate	coach	correct	crow
camp	cause	choice	coal	cost	crowd
campfire	cave	choose	coast	cot	crowded
can	ceiling	chop	coat	cottage	crown

canal	cell	chorus	cob	cotton	cruel
canary	cellar	chose	cobbler	couch	crumb
candle	cent	chosen	cocoa	cough	crumble
candlestick	center	christen	coconut	could	crush
candy	cereal	Christmas	cocoon	couldn't	crust
cane	certain	church	cod	count	cry
cannon	certainly	churn	codfish	counter	cries
cannot	chain	cigarette	coffee	country	cub
canoe	chair	circle	coffeepot	county	cuff
can't	chalk	circus	coin	course	cup
canyon	champion	citizen	cold	court	cuff
cap	chance	city	collar	cousin	cup
cape	change	clang	college	cover	cupboard
capital	chap	clap	color	cow	cupful
captain	charge	class	colored	coward	cure
car	charm	classmate	colt	cowardly	curl
card	chart	classroom	column	cowboy	curly
cardboard	chase	claw	comb	cozy	curtain
care	chatter	clay	come	crab	curve
careful	cheap	clean	comfort	crack	cushion
careless	cheat	cleaner	comic	cracker	custard
carelessness	check	clear	coming	cradle	customer
carload	checkers	clerk	company	cramps	cut
carpenter	cheek	clever	compare	cranberry	cute
carpet	cheer	click	conductor	crank	cutting
carriage	cheese	cliff	cone	cranky	
carrot	cherry	climb	connect	crash	
carry	chest	clip	coo	crawl	
cart	chew	cloak	cook	crazy	

D

dab	dawn	deserve	discover	dot	drive
dad	day	desire	dish	double	driven
daddy	daybreak	desk	dislike	dough	driver
daily	daytime	destroy	dismiss	dove	drop
dairy	dead	devil	ditch	down	drove
daisy	deaf	dew	dive	downstairs	drown
dam	deal	diamond	diver	downtown	drowsy
damage	dear	did	divide	dozen	drub
dame	death	didn't	do	drag	drum
damp	December	die	dock	drain	drunk
dance	decide	died	doctor	drank	dry
dancer	deck	dies	does	draw	duck
dancing	deed	difference	doesn't	drawer	due
dandy	deep	different	dog	draw	dug
danger	deer	dig	doll	drawing	dull

dangerous	defeat	dim	dollar	dream	dumb
dare	defend	dime	dolly	dress	dump
dark	defense	dine	done	dresser	during
darkness	delight	ding-dong	donkey	dressmaker	dust
darling	den	dinner	don't	drew	dusty
darn	dentist	dip	door	dried	duty
dart	depend	direct	doorbell	drift	dwarf
dash	deposit	direction	doorknob	drill	dwell
date	describe	dirt	doorstep	drink	dwelt
daughter	desert	dirty	dope	drip	dying

E

each	edge	electricity	engineer	even	exchange
eager	egg	elephant	English	evening	excited
eagle	eh	eleven	enjoy	ever	exciting
ear	eight	elf	enough	every	excuse
early	eighteen	elm	enter	everybody	exit
earn	eighth	else	envelope	everyday	expect
earth	eighty	elsewhere	equal	everyone	explain
east	either	empty	erase	everything	extra
eastern	elbow	end	eraser	everywhere	eye
easy	elder	ending	errand	evil	eyebrow
eat	eldest	enemy	escape	exact	
eaten	electric	engine	eve	except	

F

fable	fault	film	flew	footprint	fret
face	favor	finally	flies	for	Friday
facing	favorite	find	flight	forehead	fried
fact	fear	fine	flip	forest	friend
factory	feast	finger	flip-flop	forget	friendly
fail	feather	finish	float	forgive	friendship
faint	February	fire	flock	forgot	frighten
fair	fed	firearm	flood	forgotten	frog
fairy	feed	firecracker	floor	fork	from
faith	feel	fireplace	flop	form	front
fake	feet	fireworks	flour	fort	frost
fall	fell	firing	flow	forth	frown
false	fellow	first	flower	fortune	froze
family	felt	fish	flowery	forty	fruit
fan	fence	fisherman	flutter	forward	fry
fancy	fever	fist	fly	fought	fudge
far	few	fit	foam	found	fuel
faraway	fib	fits	fog	fountain	full
fare	fiddle	five	foggy	four	fully
farmer	field	fix	fold	fourteen	fun

farm	fife	flag	folks	fourth	Funny
farming	fifteen	flake	follow	fox	Fur
far-off	fifth	flame	following	frame	Furniture
farther	fifty	flap	fond	free	Further
fashion	fig	flash	food	freedom	fuzzy
fast	fight	flashlight	fool	freeze	
fasten	figure	flat	foolish	freight	
fat	file	flea	foot	French	
father	fill	flesh	football	fresh	

G

gain	geography	glue	good-bye	grandma	greet
gallon	get	go	good-	grandmother	grew
gallop	getting	going	looking	grandpa	grind
game	giant	goes	goodness	grandson	groan
gang	gift	goal	goody	grandstand	grocery
garage	gingerbread	goat	goose	grape	ground
garbage	girl	gobble	gooseberry	grapes	group
garden	give	God	got	grapefruit	grove
gas	given	god	govern	grass	grow
gasoline	giving	godmother	government	grasshopper	guard
gate	glad	gold	gown	grateful	guess
gather	gladly	golden	grab	grave	guest
gave	glance	goldfish	gracious	gravel	guide
gay	glass	golf	grade	graveyard	gulf
gear	glasses	gone	grain	gravy	gum
geese	gleam	good	grand	gray	gun
general	glide	goods	grandchild	graze	gunpowder
gentle	glory	goodbye	grandchildren	grease	guy
gentleman	glove	good-by	granddaughter	great	
gentlemen	glow	goodbye	grandfather	green	

H

ha	harm	heard	hid	home	housewife
habit	harness	heart	hidden	homely	housework
had	harp	heat	hide	homesick	how
hadn't	harvest	heater	high	honest	however
hail	has	heaven	highway	honey	howl
hair	hasn't	heavy	hill	honeybee	hug
haircut	haste	he'd	hillside	honeymoon	huge
hairpin	hasten	heel	hilltop	honk	hum
half	hasty	height	hilly	honor	humble
hall	hat	held	him	hood	hump
halt	hatch	hell	himself	hoof	hundred
ham	hatchet	he'll	hind	hook	hung
hammer	hate	hello	hint	hoop	hunger

hand	hare	hear	hey	hollow	house
handful	hark	hearing	hickory	holy	housetop
handkerchief	haul	helmet	hip	hop	hungry
hief	have	help	hire	hope	hunk
handle	haven't	helper	his	hopeful	hunt
handwriting	having	helpful	hiss	hopeless	hunter
hang	hawk	hem	history	horn	hurrah
happen	hay	hen	hit	horse	hurried
happily	hayfield	henhouse	hitch	horseback	hurry
happiness	haystack	her	hive	horseshoe	hurt
happy	he	hers	ho	hose	husband
harbor	head	herd	hoe	hospital	hush
hard	headache	here	hog	host	hut
hardly	heal	here's	hold	hot	hymn
hardship	health	hero	holder	hotel	
hardware	healthy	herself	hole	hound	
	heap	he's	holiday	hour	

I

I	I'll	income	instant	iron	I've
ice	I'm	indeed	instead	is	ivory
icy	important	Indian	insult	island	ivy
I'd	impossible	indoors	intend	isn't	
idea	improve	ink	interested	it	
ideal	in	inn	interesting	its	
if	inch	insect	into	it's	
ill	inches	inside	invite	itself	

J

jacket	jaw	job	journey	juice	junk
jacks	jay	jockey	joy	juicy	just
jail	jelly	join	joyful	July	
jam	jellyfish	joke	joyous	jump	
January	jerk	joking	judge	June	
Jar	jig	jolly	jug	junior	

K

keen	kick	kindly	kitchen	kneel	knob
keep	kid	kindness	kite	knew	knock
kept	kill	king	kitten	knife	knot
kettle	killed	kingdom	kitty	knit	know
key	kind	kiss	knee	knives	known

L

lace	late	led	lie	little	loop
lad	laugh	left	life	live	loose
ladder	laundry	leg	lift	lives	lord
ladies	law	lemon	light	lively	lose
lady	lawn	lemonade	lightness	liver	loser
laid	lawyer	lend	lightning	living	loss
lake	lay	length	like	lizard	lost
lamb	lazy	less	likely	load	lot
lame	lead	lesson	liking	loaf	loud
lamp	leader	let	lily	loan	love
land	leaf	let's	limb	loaves	lovely
lane	leak	letter	lime	lock	lover
language	lean	letting	limp	locomotive	low
lantern	leap	lettuce	line	log	luck
lap	learn	level	linen	lone	lucky
lard	learned	liberty	lion	lonely	lumber
large	least	library	lip	lonesome	lump
lash	leather	lice	list	long	lunch
lass	leave	lick	listen	look	lying
last	leaving	lid	lit	lookout	

M

ma	maple	meadow	midnight	mix	move
machine	marble	meal	might	moment	movie
machinery	march	mean	mighty	Monday	movies
mad	March	means	mile	money	moving
made	mare	meant	milk	monkey	mow
magazine	mark	measure	milkman	month	Mr.
magic	market	meat	mill	moo	Mrs.
maid	marriage	medicine	miler	moon	much
mail	married	meet	million	moonlight	mud
mailbox	marry	meeting	mind	moose	muddy
mailman	mask	melt	mine	mop	mug
major	mast	member	miner	more	mule
make	master	men	mint	morning	multiply
making	mat	mend	minute	morrow	murder
male	match	meow	mirror	moss	music
mama	matter	merry	mischief	most	must
mamma	mattress	mess	miss	mostly	my
man	may	message	Miss	mother	myself
manager	May	met	misspell	motor	
mane	maybe	metal	mistake	mount	
manger	mayor	mew	misty	mountain	
many	maypole	mice	mitt	mouse	
map	me	middle	mitten	mouth	

N

nail	nearly	neither	nibble	nod	note
name	neat	nerve	nice	noise	nothing
nap	neck	nest	nickel	noisy	notice
napkin	necktie	net	night	none	November
narrow	need	never	nightgown	noon	now
nasty	needle	nevermore	nine	nor	nowhere
naughty	needn't	new	nineteen	north	number
navy	Negro	news	ninety	northern	nurse
near	neighbor	newspaper	no	nose	nut
nearby	neighborhood	next	nobody	not	

O

oak	offer	one	other	outline	overturn
oar	office	onion	otherwise	outside	owe
oatmeal	officer	only	ouch	outward	owing
oats	often	onward	ought	oven	owl
obey	oh	open	our	over	own
ocean	oil	or	ours	overalls	owner
o'clock	old	orange	ourselves	overcoat	ox
October	old-fashioned	orchard	out	overeat	
odd	on	order	outdoors	overhead	
of	once	ore	outfit	overhear	
off		organ	outlaw	overnight	

P

pa	pass	people	place	pond	print
pace	passenger	pepper	plain	ponies	prison
pack	past	peppermint	plan	pony	prize
package	paste	perfume	plane	pool	promise
pad	pasture	perhaps	plant	poor	proper
page	pat	person	plate	pop	protect
paid	patch	pet	platform	popcorn	proud
pail	path	phone	platter	popped	prove
pain	patter	piano	play	porch	prune
painful	pave	pick	player	pork	public
paint	pavement	pickle	playground	possible	puddle
painter	paw	picnic	playhouse	post	puff
painting	pay	picture	playmate	postage	pull
pair	payment	pie	plaything	postman	pump
pal	pea	piece	pleasant	pot	pumpkin
palace	peas	pig	please	potato	punch
pale	peace	pigeon	pleasure	potatoes	punish
pan	peaceful	piggy	plenty	pound	pup
pancake	peach	pile	plow	pour	pupil
pane	peaches	pill	plug	powder	puppy

pansy	peak	pillow	plum	power	pure
pants	peanut	pin	pocket	powerful	purple
papa	pear	pine	pocketbook	praise	purse
paper	pearl	pineapple	poem	pray	push
parade	peck	pink	point	prayer	puss
pardon	peek	pint	poison	prepare	pussy
parent	peel	pipe	poke	present	pussycat
park	peep	pistol	pole	pretty	put
part	peg	pit	police	price	putting
partly	pen	pitch	policeman	prick	puzzle
partner	pencil	pitcher	polish	prince	
party	penny	pity	polite	princess	

Q

quack	quarter	queer	quick	quiet	quit
quart	queen	question	quickly	quilt	quite

R

rabbit	rat	redbird	rich	robin	royal
race	rate	redbreast	rid	rock	rub
rack	rather	refuse	riddle	rocky	rubbed
radio	rattle	reindeer	ride	rocket	rubber
radish	raw	rejoice	rider	rode	rubbish
rag	ray	remain	riding	roll	rug
rail	reach	remember	right	roller	rule
railroad	read	remind	rim	roof	ruler
railway	reader	remove	ring	room	rumble
rain	reading	rent	rip	rooster	run
rainy	ready	repair	ripe	root	rung
rainbow	real	repay	rise	rope	runner
raise	really	repeat	rising	rose	running
raisin	reap	report	river	rosebud	rush
rake	rear	rest	road	rot	rust
ram	reason	return	roadside	rotten	rusty
ran	rebuild	review	roar	rough	rye
ranch	receive	reward	roast	round	
rang	recess	rib	rob	route	
rap	record	ribbon	robber	row	
rapidly	red	rice	robe	rowboat	

S

sack	sell	shut	smile	splash	strange
sad	send	shy	smoke	spoil	stranger
saddle	sense	sick	smooth	spoke	strap
sadness	sent	sickness	snail	spook	straw
safe	sentence	side	snake	spoon	strawberry

safety	separate	sidewalk	snap	sport	stream
said	September	sideways	snapping	spot	street
sail	servant	sigh	sneeze	spread	stretch
sailboat	serve	sight	snow	spring	string
sailor	service	sign	snowy	springtime	strip
saint	set	silence	snowball	sprinkle	stripes
salad	setting	silent	snowflake	square	strong
sale	settle	silk	snuff	squash	stuck
salt	settlement	sill	snug	squeak	study
same	seven	silly	so	squeeze	stuff
sand	seventeen	silver	soak	squirrel	stump
sandy	seventh	simple	soap	stable	stung
sandwich	seventy	sin	sob	stack	subject
sang	several	since	socks	stage	such
sank	sew	sing	sod	stair	suck
sap	shade	singer	soda	stall	sudden
sash	shadow	single	sofa	stamp	suffer
sat	shady	sink	soft	stand	sugar
satin	shake	sip	soil	star	suit
satisfactory	shaker	sir	sold	stare	sum
Saturday	shaking	sis	soldier	start	summer
sausage	shall	sissy	sole	starve	sun
savage	shame	sister	some	state	Sunday
save	shan't	sit	somebody	station	sunflower
savings	shape	sitting	somehow	stay	sung
saw	share	six	someone	steak	sunk
say	sharp	sixteen	something	steal	sunlight
scab	shave	sixth	sometime	steam	sunny
scales	she	sixty	sometimes	steamboat	sunrise
scare	she'd	size	somewhere	steamer	sunset
scarf	she'll	skate	son	steel	sunshine
school	she's	skater	song	steep	supper
schoolboy	shear	ski	soon	steeple	suppose
schoolhouse	shears	skin	sore	steer	sure
schoolmaster	shed	skip	sorrow	stem	surely
schoolroom	sheep	skirt	sorry	step	surface
scorch	sheet	sky	sort	stepping	surprise
score	shelf	slam	soul	stick	swallow
scrap	shell	slap	sound	sticky	swam
scrape	shepherd	slate	soup	stiff	swamp
scratch	shine	slave	sour	still	swan
scream	shining	sled	south	stillness	swat
screen	shiny	sleep	southern	sting	swear
screw	ship	sleepy	space	stir	sweat
scrub	shirt	sleeve	spade	stitch	sweater
sea	shock	sleigh	spankj	stock	sweep

seal	shoe	slept	sparrow	stocking	sweet
seam	shoemaker	slice	speak	stole	sweetness
search	shone	slid	speaker	stone	sweetheart
season	shook	slide	spear	stood	swell
seat	shoot	sling	speech	stool	swept
second	shop	slip	speed	stoop	swift
secret	shopping	slipped	spell	stop	swim
see	shore	slipper	spelling	stopped	swimming
seeing	short	slippery	spend	stopping	swing
seed	shot	slit	spent	store	switch
seek	should	slow	spider	stork	sword
seem	shoulder	slowly	spike	stories	swore
seen	shouldn't	sly	spill	storm	
seesaw	shout	smack	spin	stormy	
select	shovel	small	spinach	story	
self	show	smart	spirit	stove	
selfish	shower	smell	spit	straight	

T

table	tease	they've	tickle	took	trim
tablecloth	teaspoon	thick	tie	tool	trip
tablespoon	teeth	thief	tiger	toot	trolley
tablet	telephone	thimble	tight	tooth	trouble
tack	tell	thin	till	toothbrush	truck
tag	temper	thing	time	toothpick	true
tail	ten	think	tin	top	truly
tailor	tennis	third	tinkle	tore	trunk
take	tent	thirsty	tiny	torn	trust
taken	term	thirteen	tip	toss	truth
taking	terrible	thirty	tiptoe	touch	try
tale	test	this	tire	tow	tub
talk	than	thorn	tired	toward	Tuesday
talker	thank	those	title	towards	tug
tall	thanks	though	to	towel	tulip
tame	thankful	thought	toad	tower	tumble
tan	Thanksgiving	thousand	toadstool	town	tune
tank	that	thread	toast	toy	tunnel
tap	that's	three	tobacco	trace	turkey
tape	the	threw	today	track	turn
tar	theater	throat	toe	trade	turtle
tardy	thee	throne	together	train	twelve
task	their	through	toilet	tramp	twenty
taste	them	throw	told	trap	twice
taught	then	thrown	tomato	tray	twig
tax	there	thumb	tomorrow	treasure	twin
tea	these	thunder	ton	treat	two

teach	they	Thursday	tone	tree
teacher	they'd	thy	tongue	trick
team	they'll	tick	tonight	tricycle
tear	they're	ticket	too	tried

U

ugly	undress	unhurt	unless	upper	us
umbrella	unfair	uniform	unpleasant	upset	use
uncle	unfinished	United	until	upside	used
under	unfold	States	unwilling	upstairs	useful
understand	unfriendly	unkind	up	uptown	
underwear	unhappy	unknown	upon	upward	

V

valentine	vase	vessel	vine	visitor
valley	vegetable	victory	violet	voice
valuable	velvet	view	visit	vote
value	very	village		

W

wag	way	we're	who'll	wise	worm
wagon	wayside	west	whom	wish	worn
waist	we	western	who's	wit	worry
wait	weak	wet	whose	witch	worse
wake	weakness	we've	why	with	worst
waken	weaken	whale	wicked	without	worth
walk	wealth	what	wide	woke	would
wall	weapon	what's	wife	wolf	wouldn't
walnut	wear	wheat	wiggle	woman	wound
want	weary	wheel	wild	women	wove
war	weather	when	wildcat	won	wrap
warm	weave	whenever	will	wonder	wrapped
warn	web	where	willing	wonderful	wreck
was	we'd	which	willow	won't	wren
wash	wedding	while	win	wood	wring
washer	Wednesday	whip	wind	wooden	write
washtub	wee	whipped	windy	woodpecker	writing
wasn't	weed	whirl	windmill	woods	written
waste	week	whisky	window	wool	wrong
watch	we'll	whiskey	wine	woolen	wrote
watchman	weep	whisper	wing	word	wrung
water	weigh	whistle	wink	wore	
watermelon	welcome	white	winner	work	
waterproof	well	who	winter	worker	
wave	went	who'd	wipe	workman	
wax	were	whole	wire	world	

X

-

Y

yard	yellow	yolk	you'll	yours	youth
yarn	yes	yonder	young	you're	you've
year	yesterday	you	youngster	yourself	
yell	yet	you'd	your	yourselves	

Z

-



Appendix 2

Thirteenth Text from *Bahasa Inggris* Textbook

Text 1

Six Things to Do if You Visit Seattle

There are 6 must-have experiences that you should do if you visit Seattle where city and nature come together. If you visit Seattle, arrive with this list in hand and you'll be off to a foolproof start for exploring the Emerald City's most unforgettable sights and sounds. If you visit Seattle, do the following things:

1. Feel the fresh air on your face as you sail to Bainbrige Island on a Washington State Ferry. From the ferry you can enjoy the view of the Seattle skyline. If you want to enjoy Bainbrige Island, stroll around downtown's galleries, boutiques, coffee houses and cafes. Seasonal gardens and natural woodlands at the Boedel Reserve are as the other options.
2. Why don't you tour the Pike Place Market's produce stands to buy something you've never tasted. The Pike Place Market is much more than a farmers' market. Its entire district is full of shopping, attractions and favorite sights. The area is festive of sounds, tastes and smells and it is part of the reason. It's called the 'soul of Seattle'. Unless you have allergic to noises, make sure you take time to spot these beloved icons.
3. Book a night at one of the many cozy B & Bs or resorts available throughout the Sun Juan Islands. Cozy bed and breakfasts are the perfect way to enjoy the friendly island culture. If you have enough time, tour the numerous art galleries in Friday Harbor. You can also enjoy naturalist-guided tours, wildlife spotting, whale watching and storm watching.
4. See exciting and experimental works at Chihuly Garden and Glass. A visit to this site is an opportunity to take full advantage of the location at the Seattle Center, a premier destination for arts, entertainment and leisure activities. If you visit this city, you should explore the Space Needle and Pacific Science Center. Experience Music Project and a variety of cultural activities offered throughout the year.
5. Watch the world's most sophisticated aircraft be built before your eyes at the Boeing factory in Mukilteo. If you are curious to know about it, you should explore the dynamics of flight and experience new aviation innovation. Go behind the scenes at Boeing to watch the very same jets you may one day be a passenger on being assembled.

6. Tour the Theo Chocolate Factory in Freemont and learn how their delicious confections are made. This factory has a mission to create change in the Democratic Republic of Congo (DRC) where it has 300,000 square miles of farmable land but only 2% is being farmed due to conflict there. The factory trains 2,000 Congolese farmers to grow high quality cocoa.



Text 2

Lilis Handayani

Jl. A. Yani 389

Surabaya, 65151

April 19, 2015

Mr. Frank Peterson, Personnel Manager

Jeans and Co.

Jl. Raya Pandaan 186

Pandaan Pasuruan, Jawa Timur, 98502

Dear Mr. Peterson:

I am writing to you in response to your advertisement for a local branch manager newspaper appeared in the Jawa Pos on Sunday, June 15. As you can see from my enclosed resume, my experience and qualifications match this position's requirements.

My current position, managing the local branch of a national shoe retailer, has provided the opportunity to work under a high-pressure, team environment, where it is essential to be able to work closely with my colleagues in order to meet sales deadlines. In addition to my responsibilities as manager, I also developed time management tools for staff using Access and Excel from Microsoft's Office Suite.

Thank you for your time and consideration. I look forward to the opportunity to personally discuss why I am particularly suited for this position. Please call me after 4.00 p.m. to suggest a time we may meet. I can be reached via telephone number 031-858564 or by email at lilish@yahoo.com.

Sincerely,

Lilis Handayani

Text 3

January 23, 2014

George Sebastian

Prosperous Company

25 Saint John Court

Hatfield, CA 08065

Dear Mr. Sebastian,

I am writing to apply for the programmer position advertised in the Times Union. As requested, I am enclosing a completed job application, my certification, my resume and three references.

The opportunity presented in this listing is very interesting, and I believe that my strong technical experience and education will make me a very competitive candidate for this position. The key strengths that I possess for success in this position include: I have successfully designed, developed, and supported live use applications. I strive for continued excellence, and I provide exceptional contributions to customer service for all customers. With a BS degree in Computer Programming, I have a full understanding of the full life cycle of a software development project. I also have experience in learning and excelling at new technologies as needed.

Please see my resume for additional information on my experience. I can be reached anytime via email at john.donaldsonemailexample.com or my cell phone, 909-555-5555.

Thank you for your time and consideration. I look forward to speaking with you about this employment opportunity.

Sincerely,

Signature (for hard copy letter)

John Donaldson

Text 4

Since 1981, the Humber Bridge in England has been the world's longest-span (1,410 meters) bridge. Like most other long-span bridges, it is a suspension bridge. In a suspension bridge, the bridge deck hangs, or is suspended, from thick steel cables. They are made of tens of thousands of kilometers of thin steel wires bound together.

The cables go up and over tall towers on either side of the gap to be spanned. They are anchored firmly at each end. In the largest suspension bridges, the towers have to be built slightly out of parallel to allow for the curve of the Earth!

(Source: Children's First Cyclopedia, compiled by M. Dempsey)



Text 5

Tenants advised to obey regulations on apartment

Jakarta: A building architect has advised families planning to live in an apartment to study all the relevant regulations prior to moving in to help prevent unexpected security-related occurrences.

“Tenants must obey certain regulations when living in an apartment, which is far different from living in a landed-house,” Fendhi Ibhindar said.

“Tenants of an apartment should abide by regulations set by the owner of the high-rise building,” he added.

“This is important, especially for a family that has a young child,” he was quoted as saying by okezone.com.

According to him, the trend of living in an apartment in Jakarta started only 10 years ago. Living in an apartment has increasingly become popular.

“Most of Jakarta’s residents are more accustomed to living in a landed house and when they live in an apartment, many are not ready for apartment-living habits and regulations. They have to abandon their mindset of living in a landed-house,” he said.

He said that an owner of apartment should also consider aspects of designing and building materials that are safe for children. “The quality of building materials should be prioritized,” he said.

“Children’s safety should be the main concern with regards to the building materials that are used,” he said.

(Adapted from: The Jakarta Post, May 9, 2014)

Text 6

Parents upset, disappointed with online school registration

The Jakarta Post, Jakarta | Headlines | Sat, July 05, 2014, 9:25 AM

Hundreds of parents thronged the Jakarta Education Agency's office in Kuningan, South Jakarta, to report problems with the online school registration system on Friday.

During their visit to the agency's office, the parents expressed their dissatisfaction with the online system, which according to them was disorganized and made it difficult for them to register their children for enrollment in public schools.

Riki Setyanto, one of the parents, said that he had registered his daughter for enrollment at state vocational high school SMKN 47 Jakarta, but she then got rejected due to the minimum height policy applied by the state-run school.

However, he added, his daughter was also turned down after she registered at a different school because her name was still listed for SMKN 47 Jakarta.

"First, my daughter was rejected because of her height, and now due to technical issues, she can't register at any school. I just want to get her into a good school," he said, adding that he hoped the agency could solve the problems as soon as possible.

Nuraisyah Paransa, another parent, also said that she was unable to register her son at any state-run high school due to similar technical problems.

She said that her son was initially accepted at East Jakarta public school through public admission phase. However, he did not re-register with that school as he wanted to shoot for a better state-run school through the local admission phase.

"But the second school rejected him because he had been accepted through the public admission phase. Since my son did not re-register at the first school, now he isn't registered anywhere," she said

The online registration system has been applied in the capital since 2004. No such problems occurred with the previous registration system.

This year's student admission system has three phases: public admission, where students vie for seats with other students throughout the country; local admission, where students compete with others in the same province; and third

admission, where students who did not get accepted during first and second admission resubmit their applications.

Lasro Marbun, head of the Jakarta Education Agency, said that anyone who did not re-register in the public admission phase and was unable to register during local admission or third admission, could register their children at private schools.

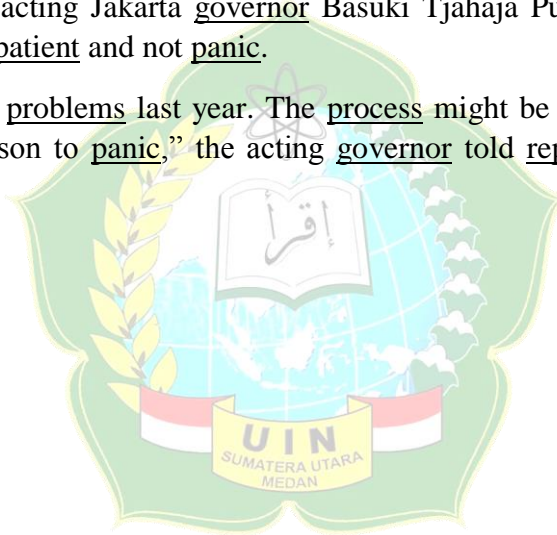
“They can then transfer them to a public school in the second semester,” he said on Thursday as quoted by kompas.com.

However, Rida Afrida, who wanted to register her son at state junior high school SMP 194, did not agree with that idea. According to her, a lot of people have chosen public schools over private schools for financial reasons.

“I cannot pay for a private school, if he thinks that is a good alternative for us, he should just give us the money to pay for those schools,” she said.

Meanwhile, acting Jakarta governor Basuki Tjahaja Purnama said that the parents should be patient and not panic.

“We had no problems last year. The process might be a little complicated, but there’s no reason to panic,” the acting governor told reporters at City Hall. (idb/dwa)



Text 7

Indonesia Opens Regional Recycling Conference

Petrus Riski

February 25, 2014 1:44 PM

SURABAYA, INDONESIA - Indonesia has opened a regional recycling conference aimed at increasing awareness of waste management for economic and environmental benefits.

The Fifth Regional 3R Forum in Asia and the Pacific, which opened in Surabaya Tuesday, is being attended by 300 participants from nearly 40 Asia and Pacific countries.

The city was chosen to host the event because of its success in managing municipal waste through the 3Rs, Reduce, Reuse, and Recycle.

Mayor Tri Rismaharini said waste transportation is expensive and that the best way to address the problem is at its sources, with every household involved in recycling activities. "We can see that every year there is a reduction in the volume of trash that ends up in the landfills. When I was the head of Sanitation and Parks, it was 2,300 cubic meters per day. Currently it's 1,200 cubic meters," she explained. "So you can see the reduction, which goes to composting center, also in the community, and waste management centers."

The mayor said the city also runs a program for children called eco school.

"The school does not only teach about the environment but also introduces environmental-friendly practices, such as the eco school program where they bring their own plates and cups to reduce plastic waste. They even don't use drinking straws," added Tri Rismaharini.

The conference will continue until Thursday.

(Source: www.voanews.com)

Text 8


How to Make Chocolate Dipped Strawberries

To make chocolate dipped strawberries, *first*, prepare all the following ingredients:

- 2 chopped squares semisweet or bittersweet chocolate
- ½ tablespoon whipping cream
- Dash almond extract
- 8 strawberries

Second, combine the chocolate and the whipping cream in a glass measuring cup or bowl. Microwave at medium power for 1 minute until the chocolate melts, stirring after 30 seconds. Stir in the almond extract and cool slightly.

Finally, dip each strawberry into the melted chocolate, allowing the excess to drip off. Place on a waxed paper-lined baking sheet. Refrigerate or freeze for approximately 15 minutes until the chocolate is set.



Text 9

Last Saturday, the 12 grade students went for a trip to the botanical garden. Some teachers were also with us. We gathered together in front of the school yard very early in the morning. It took us about two hours by bus to get there from our school.

At the botanical garden, we did several things. First, we bought the entrance ticket. Second, we listened to our teachers' instruction about group activities. Next, we divided ourselves into groups based on our personal interests. Then, each group followed the assigned teacher. We spent the rest of the day with our groups doing a lot of activities. It was really a fun day for us.



Text 10

Head lice can be treated by wet combing. For it to be effective, wet combing needs to be regular and thorough. These are the steps of wet combing. First, wash the hair using ordinary shampoo and apply plenty of conditioner, before using a wide-toothed comb to straighten and untangle the hair. Second, switch to the louse detection comb. Third, draw the comb down to the ends of the hair with every stroke, and check the comb for lice. Next, remove lice by wiping or rinsing the comb. Then, work methodically through the hair, section by section, so that the whole head is combed through. Finally, rinse out conditioner and repeat the combing procedure. Repeat the procedure on days 5, 9, and 13, so that you clear young lice as they hatch, before they have time to reach maturity.

(Adapted from: www.nhs.uk)



Text 11

How to Breed Leopard Geckos

Leopard geckos could be easy to breed for some, but difficult for others. In this article, you will see the simplest way to breed leopard geckos.

Things you'll need:

1. Cage for Geckos (20 gallon for two, 10 gallon more for each additional female)
2. Laying box (A plastic container filled with damp moss for the female to lay in.)
3. Incubation Medium (usually Perlite)
4. Lots of crickets dusted with calcium for egg growth
5. Very small crickets for the babies

Steps:

1. **Get a male and female leopard gecko.**

The males have hemipenal bulges below the vent whereas females do not. Males and females both have a V-shaped row of scales above the vent but only the male's scales here are hollow and produce wax. This wax is for scent marking their territory.

2. **Prepare a large cage for the male and female to live in together.**

Geckos can be kept together without the need to separate them unless you see major aggression. It is sometimes normal when first introducing a male and female for there to be a little squabbling, but this usually stops within the first week. Breeding should occur within a week.

For a pair you will need at least a 20 gallon long tank. You may also choose to house one male with 4-5 females; add 10 gallons of space for each additional gecko.

If you see major drama/fighting, separate the pair. You'll want to confirm they are not both males. If one male and one female, you can reintroduce them again later.

3. **Get the incubator ready for the eggs and provide a lay box.**

You can use a plastic sandwich container with a lid for this purpose. Cut an entry hole on one side and fill it with damp moss (This can be used as the moist hide too).

4. **Ready the laying box to put in the cage.**

Females dig to lay their eggs, so you will provide a place for them to dig. In

about 4 to 5 weeks, the female will lay her eggs. Normally, you will see her digging in the laying box and laying the eggs in pairs. It will be easy to tell she has laid the eggs, particularly since she will be much thinner.

5. **Place the eggs in the incubation medium.**

Remove them from the laying box and be careful not to rotate or jiggle the eggs. After 24 hours of being laid, the embryo inside attaches itself to the side wall of the egg. Rotating or jiggling this egg could cause the embryo to come loose and drown inside, killing it. If you want girls, set the incubation temperature 80 to 85 degrees; if you want males, set the temperature 90 to 95 degrees, and if you want a mix, set the temperature in the middle!

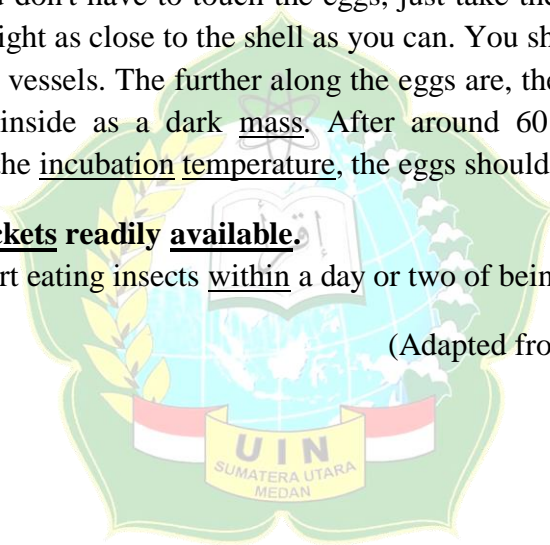
6. **Observe the developing embryos.**

After a few weeks you will be able to "candle" the eggs using a small flashlight. You don't have to touch the eggs, just take them into a dark room and shine the light as close to the shell as you can. You should see pink inside with red blood vessels. The further along the eggs are, the more you will also see the baby inside as a dark mass. After around 60 days, give or take depending on the incubation temperature, the eggs should hatch.

7. **Have tiny crickets readily available.**

Babies will start eating insects within a day or two of being hatched.

(Adapted from: m.wikihow.com)



Text 12

If you watch people bathing dogs in movies and TV shows, most of the time it seems like a joyous, fun-filled time for all involved. Unfortunately, bathing your dog in real life isn't always such a positive experience.

Dogs do not mind being dirty and stinky — in fact, they like it quite a bit — and many are not afraid to put up a fight if they think that it will help them get out of bath time. And while watching a favorite actor run after a dog covered in soap suds may seem hilarious, it's a lot less fun when you have to do it — or your dog is wrestling and clawing to get as far away as possible from you.

Here are our tips for how to wash a dog that will make it a much more friendly experience for both you and your pup.

Power of positive association

The first thing you want to do, as is true with almost anything new you introduce to your dog, is to tie the bath to something positive. In other words, offer treats, toys, and affection to get your dog to come to the bath, and every time they behave in a way that is helpful during bath time.

Start by getting them used to hopping into an empty tub and just spending time there while you give them treats or toys, and work your way up to adding warm (not hot) water.

Do not be afraid to repeat actions until they truly seem to get it. For example, if you have a dog bathtub or a specific area where you bathe your dog, get them to come to you there and offer a treat every time they obey until they come even without a treat.

Protect the ears

You want to be very careful not to get water into your dog's ears during the bath. Not only is it uncomfortable for them, it's something that can actually cause health problems.

If your dog will let you do it, stuff cotton balls into his ears; if not, simply do your best to avoid spraying water into them.

Start young

If you have a puppy, start bathing her as soon as possible. She'll be less opposed to the experience when she's younger because she won't have any negative associations toward it. By getting her used to it early on, you will encounter less trouble later.

Use the right shampoo

One way to make a bath even more unpleasant for your dog is to pick a shampoo that causes them to scratch or dries their skin out. Ideally you want a mild soap that cleans and removes unwanted odors without stripping away important oils. What is the best way to ensure you are getting the right shampoo for your dog? Talk to your vet.

Work from the neck down

You not only want to keep your dog's ears safe, but also her eyes and mouth. How do you do this? By washing from the neck down. You can accomplish this by using a bucket or cup to wet your dog or using a sprayer. You can even find sprayers specifically designed for bathing a dog. So what do you do to wash your pup's face? Use a damp washcloth.

Dry right

Many people swear by dog blow dryers, but the noise and feel is definitely something that you have to get him used to. Be careful to avoid burning his skin.

The other way to go is to simply towel her off. If you are going to do this, use one of the more absorbent dog towels that can be found at most pet stores. And, of course, be prepared for the inevitable "shake" as your dog dries herself off.

By making pleasant associations with bath time and remaining calm and assertive while you are washing your dog, you can make it another opportunity for bonding and to share affection. Just be patient.

Text 13

How to Operate Photoshop: Tutorial for Beginners

When you open Photoshop for the first time, it's easy to click around in confusion for a minute and then reach for your freelancer's phone number instead. With a little help, you can easily teach yourself how to use it to create beautiful, compelling graphics. All it takes is an introduction to core elements. To get you started, you need to understand how the five most important Photoshop tools work. The five tools are the Layer Tool, the Color & Swatches Tool, the Custom Fonts and the Text Tool, Custom Brushes & the Brush Tool and the Crop Tool.

First, recognize how a layer tool works. A layer can be used for an image, text, brush strokes, background colors, patterns, and filters. Layers are by far the most important element of Photoshop. Always name your layers. Keeping them organized will help keep you sane, especially if you find yourself working on a project with a large number of layers.

With layers, you can select, add, delete, and duplicate them. You can also do all sorts of cool things, such as, making animated pictures.

Then, make sure you know how the Color & Swatches Tool operates. The tool lets you use, modify, copy, and save custom colors for your content. It has powerful features that will keep your visual content vibrant and unify your color schemes. To create your own custom color, open the Color Picker by double-clicking on the top box either in the Color module, or in that menu on the left. Then, you'll see a vertical spectrum of color with a slider on it, which you can adjust to create your own custom color.

Third, change texts using the Custom Fonts and the Text Tool. The Text Tool lets you add custom fonts to your database, and it gives you access to advanced font settings that give your text some serious style. Once you click the Text Tool icon, all of the settings and font options will pop up at the top of your screen. These settings let you change the font, font size, and spacing between characters, height, width, color, and style. Be sure to select the layer of your desired text to edit it. To add text to your graphic, click the "T" icon on the left side bar, drag the text box over any particular area you want text to appear, and you're set to go.

Fourth, to achieve a number of different visual effects, change the size, shape, and transparency of your brush strokes using Custom Brushes & the Brush Tool. Once you click the Brush tool icon, all of the settings and brush options will pop up at the top of your screen. These settings let you change the brush size,

opacity, flow, and so on. You'll find a variety of pre-installed brush tips, as well as any custom brush tips you install to Photoshop.

The next tool to use in Photoshop is Crop Tool. The Crop tool lets you crop an image. It works like any crop tool you've ever encountered: simply choose your area and crop it out. To use the Crop tool, select the icon indicated in the screenshot from the side menu bar, and drag the box over the area you would like to crop. To adjust the crop box, simply click and drag the small anchor boxes on the sides and corners of the crop box.



*Appendix 3***Curriculum Vitae****A. Identity**

1. Name : Mila Khairani
2. Gender : Female
3. Place and Date of Birth : B. Barat, 08 Sept 1999
4. Status : Student
5. Address : Bunut Barat, Kec. Kisaran Barat, Kab.
Asahan
6. Citizenship : Indonesia
7. Religion : Islam
8. Phone Number : 0852-6095-8300
9. E-Mail : ranimila99@gmail.com

B. Education

1. Primary School : SD N 010058 Bunut
2. Junior High School : MTs. N Kisaran
3. Senior High School : MAN Kisaran
4. University : UIN SU Medan

Researcher

Mila Khairani**Nim. 0304171011**

8/2/2021

<https://siselma.uinsu.ac.id/pengajuan/cetakakif/MzY1NjY=>

**KEMENTERIAN AGAMA REPUBLIK INDONESIA
UNIVERSITAS ISLAM NEGERI SUMATERA UTARA MEDAN
FAKULTAS ILMU TARBIYAH DAN KEGURUAN
Jl. William Iskandar Pasar V Medan Estate 20371
Telp. (061) 6615683-6622925 Fax. 6615683**

Nomor : B-12463/TK/TK.V.3/PP.00.9/07/2021 06 Juli 2021
Lampiran : -
Hal : **Izin Riset**

Yth. Bapak/Ibu Kepala SMA Negeri 4 Kisaran

Assalamualaikum Wr. Wb.

Dengan Hormat, diberitahukan bahwa untuk mencapai gelar Sarjana Strata Satu (S1) bagi Mahasiswa Fakultas Ilmu Tarbiyah dan Keguruan adalah menyusun Skripsi (Karya Ilmiah), kami tugaskan mahasiswa:

Nama : Mila Khairani
NIM : 0304171011
Tempat/Tanggal Lahir : Bunut Barat, 08 September 1999
Program Studi : Tadris Bahasa Inggris
Semester : VIII (Delapan)
Alamat : Jalan bawal no. 80 lk. III Bunut Barat Kelurahan Bunut Barat Kecamatan Kisaran Barat

untuk hal dimaksud kami mohon memberikan Izin dan bantuannya terhadap pelaksanaan Riset di Jalan Pondok Indah, No. 11, Sei Renggas, Kecamatan Kisaran Barat, Kabupaten Asahan, Provinsi Sumatera Utara. Kode Pos: 21213, guna memperoleh informasi keterangan dan data-data yang berhubungan dengan Skripsi (Karya Ilmiah) yang berjudul:

An Analysis of Bahasa Inggris Textbook for Twelfth Grade Students by Using The New Dale-Chall Formula and Flesch's Reading Ease Formula

Demikian kami sampaikan, atas bantuan dan kerjasamanya diucapkan terima kasih.

Medan, 06 Juli 2021
a.n. DEKAN
Ketua Program Studi Pendidikan Bahasa
Inggris



Digitaly Signed

Yani Lubis, M.Hum
NIP. 197006062000031006

Tembusan:

- Dekan Fakultas Ilmu Tarbiyah dan Keguruan UIN Sumatera Utara Medan

Untuk Selamat dan QR Code diatas dan QR Code yang muncul, untuk mengetahui keaslian surat



DINAS PENDIDIKAN PROVINSI SUMATERA UTARA

DINAS PENDIDIKAN

SMA NEGERI 4 KISARAN

Jalan Pondok Indah No 11 Kisaran Kode Pos 21213 Kec Kota Kisaran Barat Kab Asahan
Telepon 0811629244 Email : smanegeri4kisanan@yahoo.co.id

SURAT KETERANGAN

Nomor : 422/ *ep* /2021

Yang bertanda tangan dibawah ini :

Nama : ESMI POHAN, M. Pd
NIP : 19740407 200502 2 001
Pangkat/Gol. Ruang : Pembina Tk. I / IV B
Jabatan : Kepala SMA Negeri 4 Kisaran

Dengan ini menerangkan bahwa :

Nama : MILA KHAIRANI
NIM : 0304171011
Program Studi : Tadris Bahasa Inggris
Judul Skripsi : *"An Analysis Of Bahasa Inggris Textbook For Twelfth Grade Students By Using The New Dale-Chall Formula and Flesch's Reading Ease Formula"*

Benar nama tersebut diatas adalah Mahasiswa Universitas Islam Negeri Sumatera Utara (UINSU) Program Study Tadris Bahasa Inggris yang telah melaksanakan Penelitian pada tanggal 03 s/d 30 Agustus 2021 di SMA Negeri 4 Kisaran.

Demikian Surat Keterangan ini diperbuat dengan sebenarnya untuk dapat dipergunakan seperlunya.



Kisaran, 16 Oktober 2021
Kepala SMA Negeri 4 Kisaran

ESMI POHAN
ESMI POHAN, M.Pd
PEMBINA Tk. I
NIP. 19740407 200502 2 001