

REFERENCES

- Ahmadi, Narges et. al. 2017. *The Effect of Children's Comic Strip Stories on Beginners English Vocabulary Retention. Journal of Applied Linguistics and Language Learning*. Vol.3. No.3.
- Alqahtani, Mofareh. 2015. *The Importance of Vocabulary in Language Learning and How to Be Taught*. International Journal of Teaching and Education . Vol 3. No.3.
- Al-Qur'an dan Terjemahan. 2011. *Department Agama RI*. Jakarta : Bintang Indonesia Jakarta.
- Amri, Ulil. 2016. Skripsi : *Increasing Students Vocabulary Mastery by Using EYE-SPY Game at the Second Grade of SMP Babussalam Selayar*. Makassar : Alauddin State Islamic University Makassar.
- Anida, nurul. 2019. *The Use of Comic Strips To Improve The Students Reading Comprehension of Narrative Text*. North Sumatera : English Department of Education State Institute for Islamic Studies.
- Ayuningtyas, Dian. 2011. Skripsi : *Improving Student Vocabulary Mastery Through Extensive Reading Activities At Grade XI IPA 2 of SMA N 1 Pleret Bantul in the Academic Year 2011/2012*. Yogyakarta : State University of Yogyakarta.
- Budiman, Petrus Gito et. al. 2018. *Improving Student Vocabulary by using comic strips in teaching narrative text*. Pontianak : Tanjungpura University.
- Creswell, John W. 2012. *Planning, Conducting and Evaluating Quantitative and Qualitative Research 4th edition*. Bustin : Person Education.
- Darsalina, Lisa et. al. 2016. *The Application of Comic Strips in Teaching Vocabulary*. Research in English Education (READ) Vol 1. No. 2.
- Daulay, Sholihatul Hamidah, et. al. (2021). *The Effectiveness of Beyond Centre and Circle Time Method on the Students' Vocabulary Mastery*. Paedagogia: Jurnal Kajian, Penelitian dan Pengembangan Kependidikan. Vol. 12. No. 1.
- Daulay, Sholihatul Hamidah. et. al. (2020). *Sara's Cooking Party Game as a Media to Enrich Students' English Vocabulary*. International Journal of Psychosocial Rehabilitation. Vol. 24. No. 8.
- Daulay, SH., Zubaidah, S., Lubis, KN., (2017). *The Difference of Numbered Heads Together and community Language Learning Methods on the Students Ability to Build Up Direct and Direct Speech*. Vision (Journal language, Literature, & Education). UIN SU Medan. Vol.12, No.12
- Daulay, SH., Purnomo, MD., Ridho, IA. (2018). *The Effect of Reading Corner in Improving Students Vocabulary Grade XI MAN Binjai*. Vision (Journal of Language, Literature, & Education). UIN SU Medan. Vol.14, No.14
- Daulay, SH., (2011) *Introduction to General Linguistics*. Medan : La-Tansa Press. ISBN. 978-602-8992-36-7

- Daulay, SH., (2021). *Developing Vocabulary by Educational Game*. Kediri : CV. Cakrawala Satria Mandiri.
- Dykes, Barbara. 2011. *Grammar for Everyone Practical Tool For Learning and Teaching Grammar*. (Australia Cataloguing : Victoria Acer Press).
- Erina, Rini. 2017. *Teaching Vocabulary By Using English Comic to Improve Vocabulary Mastery*. Pontianak : Tanjung Pura University.
- Herlambang, Dimas Dwi. 2018. Skripsi : *The Effect of Using a Comic Book on Students Vocabulary Mastery Study at Second Years Student*. Medan : University of Muhammadiyah North Sumatera.
- Hidayat, Nur. 2016. *Improving Students Vocabulary Achievement Through Word Game*. Journal of English Education Society. Vol. 1 No.2.
- Juwita, Indrian and Sunaryo. 2013. *Using Vocabulary Self-Collection Strategy (VVS) to Increase Vocabulary Mastery the Junior High School Students*. Jurnal of English Language Teaching. Vol. 2. No. 1
- Khoiriyah, Nadiatul. 2010. *The Use of Comic Stories To Improve Students Vocabulary*. Semarang : Education Faculty of Walisongo State Institute for islamic Studies.
- Lubis, Ika Ramadani. 2017. Skripsi : *Improving Students Vocabulary Mastery By Using Fly Swatter Game in the First Grade of MTs Persatuan Amal Bakti (PAB) 1 Helvetia*. Medan : State Islamic University of North Sumatera.
- Marzuki, Heri. 2015. *Improving Students Vocabulary Mastery By Using Pictures Media at the Third Grade of SDN 010 Kepenuhan*. University of Pasir Pengaraian : Faculty of Teacher Training and education.
- Ngadiman, Agustinus et. al. 2018. *Creativity and Innovation in English Language Teaching Towards Industrial Revolution 4.0*. Surabaya : PGRI Adi Buana University.
- Nugroho, Yosephus Setyo et al. 2011. *Improving Student Vocabulary Mastery Using Flashcards*. FKIP UNS Journal Systems.
- Nur Cahyani, Hayan Ayu. 2016. Skripsi : *Improving Student Vocabulary Mastery by Using Charades (A Classroom Action Research at Second Grade of MTs Assyafi'iyah Gondang Tulungagung*. Tulungagung : State Islamic Institute (IAIN) of Tulungagung.
- Purwanto, Ngalim. 2012. *Prinsip-Prinsip dan Teknik Evaluasi Pengajaran*. Bandung : Remaja Rosdakarya
- Sanjaya, Ricky Eka. 2017. *Improving Vocabulary Ability By Using Comic*. Journal of English Language Teaching. Vol. 1.
- Shaikh Sehnaz, and Kausar Khatri. 2007. *The Glorious Qur'an : Word Translation to Facilitate Learning of Qur'an Arabic*, (New Delhi : Alhuda Publication).
- Siregar, Sapril. 2019. Skripsi : *Improving Student Vocabulary Mastery Through Duolingo Game at Grade of MTs Al-Ittihadiyah Laut Dendang*. Medan : State Islamic University of North Sumatera.

- Sudirman, Clara. 2020. Skripsi : *Improving Student Vocabulary Mastery Through How Special Am I Game At the Second Semester of the Eighth Grade of SMPN 35 Bandar Lampung in Academic Year of 2019/2020*. Lampung : State Islamic University of Raden Intan.
- Sugiyono. 2010. *Pendekatan Kuantitatif, Kualitatif, dan R&D in metode penelitian pendidikan*. X Bandung : Alfabeta.
- Suharsimi, Arikunto. 2013. *Prosedur Penelitian Suatu Pendekatan Praktik*. XV Jakarta : Rineka Cipta.
- Sukrina, Vina. 2010. *Improving Students Vocabulary by Using Realia*. Medan : State University of Medan.
- Suwastomo, Bambang. 2016. *Teaching Using Comic As a Media to Improve Students Vocabulary Mastery At Tenth Grade of SMAN 1 Muntok*. STUDIA. Vol.1 No.1.
- Syaukani. 2018. *Metodologi Penelitian Pendidikan*. Medan : Perdana Publishing.
- Utami, Rossa Junia. 2019. Skripsi : *The Effectiveness of Using Comic Strips in Teaching Reading Comprehension of Narrative Text*. 2019. Jakarta : Syarif Hidayatullah State Islamic University.
- Utami, Yheni Siwi. 2014. *Improving Student Vocabulary Mastery Using Crossword Puzzles For Grade VII of SMPN 2 Srandakan in the academic year of 2013/2014*. Yogyakarta : Yogyakarta State University.
- Zakaria, Zainal Arifin. 2012. *Tafsir Inspirasi*. (Medan : Duta Azhar.)

APPENDICES

Appendix 1. Lesson plan

RENCANA PELAKSANAAN PEMBELAJARAN (RPP)

Sekolah : MAN Simalungun
Mata pelajaran : Bahasa Inggris
Kelas/semester : X IIS-2
Alokasi waktu : 1 x 45 menit
Topik pembelajaran : Simple Past Tense
Pertemuan ke : 1

A. Kompetensi dasar

3.4 Menganalisis fungsi sosial dan kebahasaan untuk menyatakan dan menanyakan tentang niat melakukan sesuatu sesuai dengan konteks.

4.4. Menyusun teks lisan dan tulisan untuk menyatakan dan menanyakan tentang niat melakukan sesuatu dengan memperhatikan fungsi sosial dan kebahasaan.

B. Tujuan pembelajaran

1. Mampu menerapkan ungkapan niat melakukan sesuatu dalam keseharian
2. Mampu mengatur jadwal dan membagi waktu dalam keseharian
3. Mampu memprioritaskan hal-hal penting dan mendahulukan kegiatan yang termasuk prioritas.

C. Materi pembelajaran

1. Definition simple past tense

Simple past tense is used to talk about an even that happened in the past and ended in the past in a specific time. Sentences in the simple past tense are marked with a second verb (verb2) which indicates the past tense.

2. Formula of simple past tense

The simple past tense sentence pattern is divided into 2 formulas, namely verbal simple past tense and nominal simple past tense.

a. Verbal simple past tense :

(+) subject + verb2 + object

(-) subject + did + not + verb 1

(?) did + subject + verb 1

Example :

- My mom and I went to the zoo yesterday
(saya dan mama saya pergi ke kebun binatang kemarin)
- I played football last week
(saya bermain bola minggu lalu)

b. Nominal simple past tense :

(+) subject + tobe (was/were) + adjective/adverb

(-) subject + tobe (was/were) + adjective/adverb

(?) to be (was/were) + subject + adjective/adverb

Note : was used for the subject I, She, He, It.

Were used for the subject You, They, We

Example :

- I was here last night
(semalam saya ada di sini)
- We were late yesterday
(kami semua terlambat kemarin)

3. Regular verb and irregular verb

a. Regular verb

There are two kinds of verbs, namely regular verbs and irregular verbs. Verbs in tenses consist of forms 1, 2, and 3 or commonly called v1, v2 and v3. In the simple past tense, the verb used is the second forms of the verb (v2). For regular verbs, the verb always ends with -ed, -d, or -ied from the base form. Meanwhile, irregular verbs are irregular verbs so that the form changes from the basic form.

Regular verb :

Basic form (v1)	Second form (v2)	Third form (v3)	Mean
Answer	Answered	Answered	Menjawab
Believe	Believed	Believed	Mempercayai
Cook	Cooked	Cooked	Memasak

Example :

- I cooked fried rice for breakfast
(saya memasak nasi goreng untuk sarapan tadi)

b. Irregular verb

The form of the past tense verb (v2) in irregular verbs changes from the basic verb form. Often we are confused by determining the word in this v2. Well, to make grameds easier, lets understand the verb form changes in irregular verbs in the following table :

1. Verb 2 and verb 3 do not change and dont add any suffixes from the base form (verb 1)

Basic form (v1)	Second form (v2)	Third form (v3)	Mean
Cut	Cut	Cut	Memotong
Read	Read	Raed	Membaca
Hit	Hit	Hit	Memukul

2. Verb 2 and verb 3 are the same but different from verb 1.

Basic form (v1)	Second form (v2)	Third form (v3)	Mean
Feel	Felt	Felt	Merasakan
Get	Got	Got	Mendapatkan
Have	Had	Had	Memiliki

3. Verb 1, 2 and 3 are not the same

Basic form (v1)	Second form (v2)	Third form (v3)	Mean
Eat	Ate	Eaten	Makan

See	Saw	Seen	Melihat
Forget	Forgot	Forgotten	lupa

Example :

- She bought me a drink
(Dia membelikan ku minuman)

D. Metode pembelajaran

Metode ceramah/diskusi

E. Media pembelajaran

1. Media

- a. Lembar bahan pembelajaran/material sheet (Comic Strips)
- b. Buku paket
- c. Internet

2. Alat/bahan

- a. Lembaran comic strips

F. Sumber belajar

- a. Buku Penunjang Kurikulum 2013 Mata Pelajaran Bahasa Inggris, dan comic strips

G. Langkah-langkah pembelajaran

Kegiatan pendahuluan (5 menit)

- Memulai dengan bismillah lalu mengucapkan salam kemudian disusul dengan syukur terhadap Allah ﷻ serta shalawat kepada Nabi Muhammad ﷺ
- Meminta salah satu murid untuk memimpin doa di depan kelas secara bergilir di tiap minggunya.
- Memeriksa daftar kehadiran siswa sebagai sikap disiplin.
- Guru memberikan sebuah warm up untuk menstimulus semangat siswa sebelum memulai pelajaran
- Guru memberikan tujuan dan manfaat pembelajaran serta memberikan motivasi agar siswa menjadi semangat dalam proses pembelajaran

Kegiatan inti (35 menit)

- Guru akan bertanya pada siswa tentang pengertian simple past tense, tujuan dari penggunaan, rumus dan kata keterangan yang biasa digunakan dalam simple future tense yang kemudian guru akan membiarkan siswa untuk mencari jawabannya.
- Siswa akan menyampaikan apa yang telah didapatkannya.
- Kemudian guru akan menjelaskan tentang simple past tense selama 15 menit dan siswa akan diminta untuk membaca materi pembelajaran yang telah guru bagikan.
- Sebelum siswa diminta untuk membuat contoh kalimat dari simple past tense, guru akan memperkenalkan komik strips dan menjelaskan apa isi dalam komik strips, kemudian guru membagi 3 lembar cerita komik strips setiap lembar memiliki 1 tema, kemudian guru mengintruksikan siswa untuk membaca komik tersebut dan menguasai kosa kata yang ada di komik tersebut, jika ada beberapa murid yang tidak tahu arti kosa kata yang ada di dalam komik itu, guru mengintruksikan siswa untuk bertanya dan guru akan menjelaskan.
- Setelah siswa membaca 3 lembar komik strips maka siswa akan dimintai untuk mencari 3 contoh dari simple past tense yang terdapat di komik strips. Dan membuat 2 contoh dari simple past tense dari kata yang terdapat di dalam komik/tidak boleh sama.
- Dalam 15 menit ke depan siswa akan mengerjakan test siklus pertama untuk diukur kemampuannya setelah membaca komik strips dan menguasainya.

Kegiatan penutup (5 menit)

- Memberi kesimpulan dari pembelajaran hari ini.
- Menutup kelas dengan *lafadz hamdallah* dan doa.

H. Penilaian

H.1. Penilaian praktek

Indikator pencapaian kompetensi	Teknik penilaian	Bentuk penilaian	Instrumen
Menyusun teks lisan dan tulisan untuk mengungkapkan simple past tense dalam kehidupan peserta didik sehari-hari dengan unsur kebahasaan yang benar dan sesuai konteks.	Unjuk kerja	Tertulis	Mencari contoh dari simple past tense yang terdapat di dalam komik strips dan membuat contoh simple past tense dari kata yang terdapat dalam komik/tidak boleh sama


H.2. Rubrik penilaian praktek

Kriteria	Jika kosakata, pemilihan kata, dan susunan bahasa sangat bagus dan benar	Jika kosakata, pemilihan kata, dan susunan bahasa hampir sangat bagus dan benar	Jika kosakata, pemilihan kata, dan susunan bahasa bagus dan benar	Jika kosakata, pemilihan kata, dan susunan bahasa kurang bagus	Jika kosakata, pemilihan kata, dan susunan bahasa sangat kurang bagus
Nilai	Excellent 5	Verry good 4	Good 3	Fair 2	Poor 1

Kerajaan, 12 Mei 2022

Agreed by

English Teacher


Inisari Saragih, S.Pd
N.P. 197309032007102002

Researcher


Erra Auliana
NIM. 0304171044

**RENCANA PELAKSANAAN PEMBELAJARAN
(RPP)**

Sekolah : MAN 1 Simalungun

Mata pelajaran : Bahasa Inggris

Kelas/semester : X IIS-2

Alokasi waktu : 1 x 45 menit

Topik pembelajaran : Narrative text

Pertemuan ke : 2

A. Kompetensi dasar

- 3.7 Mengungkapkan makna dalam teks tulis fungsional dan esai pendek sederhana berbentuk narrative text untuk berinteraksi dengan lingkungan sekitar
- 4.7. Mengungkapkan makna dan langkah retorika dalam esai pendek sederhana dengan menggunakan ragam bahasa tulis secara akurat, lancar dan berterima untuk berinteraksi dengan lingkungan sekitar berbentuk narrative

B. Tujuan pembelajaran

1. Mengidentifikasi generic structure teks narrative
2. Menguasai kosa kata dan memahami isi teks narrative

C. Materi pembelajaran

1. **Definition of narrative text** : a narrative text is a text that tells a story and its goal is to entertain the reader
2. **Generic structure** :
 - a. Orientation
 - b. Complication
 - c. Resolution
3. **Language Features of narrative**
 - a. Nouns that identify the specific characters and places in the story
 - b. Adjectives that provide accurate description of the characters and settings.
 - c. Verbs that show the action that occur in the story (past tense)
 - d. Time words that connect events, telling, when they occurred

D. Metode pembelajaran : Ceramah/Diskusi

E. Media pembelajaran

1. Media

- a) Lembar bahan pembelajaran/material sheet (Komik strips)
- b) Buku paket
- c) Internet

2. Alat/bahan

- a) Lembaran komik strips

F. Sumber belajar

Buku Penunjang Kurikulum 2013 Mata Pelajaran Bahasa Inggris Kelas X, dan internet

G. Langkah-langkah pembelajaran

Kegiatan pendahuluan (5 menit)

- Memulai dengan bismillah lalu mengucapkan salam kemudian disusul dengan syukur terhadap Allah ﷻ serta shalawat kepada Nabi Muhammad ﷺ
- Meminta salah satu murid untuk memimpin doa di depan kelas secara bergilir di tiap minggunya.
- Memeriksa daftar kehadiran siswa sebagai sikap disiplin.
- Guru memberikan sebuah warm up untuk menstimulus semangat siswa sebelum memulai pelajaran
- Guru memberikan tujuan dan manfaat pembelajaran serta memberikan motivasi agar siswa menjadi semangat dalam proses pembelajaran

Kegiatan inti (35 menit)

- Guru memperlihatkan 3 lembaran comic strips kepada siswa, kemudian membagikan kepada siswa
- Guru menjelaskan tentang generic structure narrative text yang terdapat di dalam komik strips
- Kemudian guru meminta siswa untuk memahami dan menguasai kosa kata narrative text yang terdapat dalam komik.
- Guru meminta siswa untuk mencari kata yang sulit yang terdapat di dalam komik
- Guru meminta siswa untuk bersama sama membahas keseluruhan isi dan arti kata yang ada di komik strips
- guru meminta siswa untuk menganalisis generic structure bagian mana orientasi, komplikasi dan resolusi yang terdapat di 3 lembar komik strips. Setiap siswa menganalisis satu lembar komik dan itu di tentukan oleh guru.

- Dalam 10 menit ke depan siswa akan mengerjakan test siklus kedua untuk diukur kemampuannya setelah membaca komik strips dan menguasainya.

Kegiatan penutup (5 menit)

- Memberi kesimpulan dari pembelajaran hari ini.
- Menutup kelas dengan *lafadz hamdallah* dan doa.

H. Penilaian

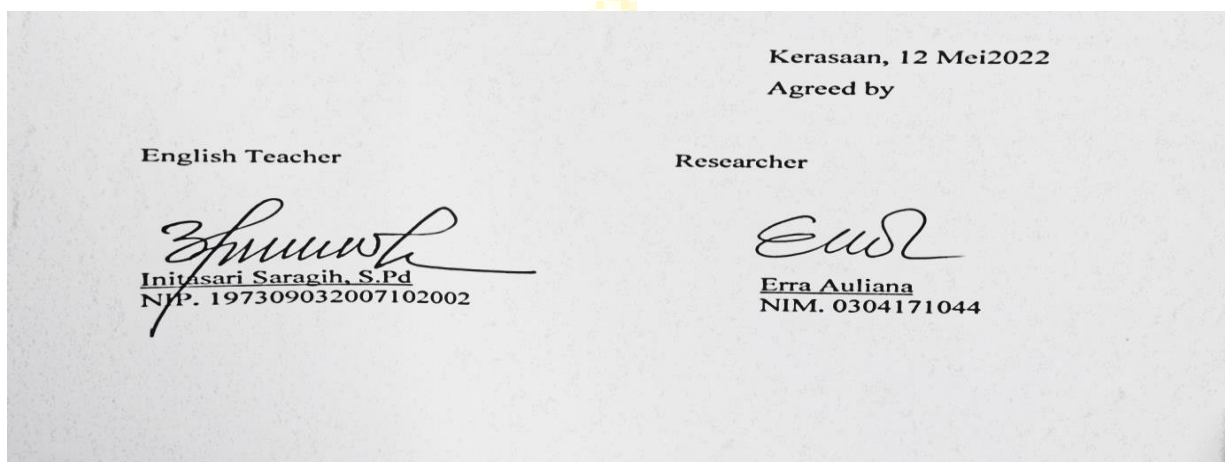
H.1. Penilaian praktek

Indikator pencapaian kompetensi	Teknik penilaian	Bentuk penilaian	Instrumen
Menyusun teks lisan dan tulisan untuk mengungkapkan narrative text dalam kehidupan peserta didik sehari-hari dengan unsur kebahasaan yang benar dan sesuai konteks.	Unjuk kerja	Tertulis	Menganalisis generic structure bagian mana orientasi, komplikasi dan resolusi yang terdapat di 3 lembar komik strips. Setiap siswa menganalisis satu lembar komik dan itu di tentukan oleh guru.

H.2. Rubrik penilaian praktek

Kriteria	Jika kesesuaian tema, kosakata, pemilihan kata, dan susunan bahasa	Jika kesesuaian tema, kosakata, pemilihan kata, dan susunan bahasa	Jika kesesuaian tema, kosakata, pemilihan kata, dan susunan bahasa	Jika kesesuaian tema, kosakata, pemilihan kata, dan susunan bahasa	Jika kesesuaian tema, kosakata, pemilihan kata, dan susunan bahasa

	sangat bagus dan benar	hampir sangat bagus dan benar	bagus dan benar	kurang bagus	sangat kurang bagus
Nilai	Excellent	Verry good	Good	Fair	Poor
	5	4	3	2	1



Appendix 2. The instrument for pre-test and post-test

A. PRE-TEST

Name :

Class :

Session : pre-test

Choose the correct answer with crossing (X) from the option a, b, c, d. And Guess the picture

1. What picture is this ?



- a. Office boy
- b. Office bos
- c. Office management
- d. Employee

2. What picture is this ?



- a. Book
- b. Paper
- c. Mailbox
- d. Newspaper



3. What Picture is this ?



- a. Dress
- b. Necktie
- c. Scarf
- d. Pants

4. What picture is this?



- a. Skyscrapers
 - b. Tall bulding
 - c. Sport centre
 - d. Power pole
5. What picture is this?



- a. Grandfather
- b. Servant
- c. Office bos
- d. Employee



Translate these words into English !

6. Kotak Surat
 - a. Box Office
 - b. Mail Box
 - c. Book Box
 - d. Letter
7. Mendapatkan
 - a. Get
 - b. Wills
 - c. Give
 - d. Take


8. Terlihat
- a. See
 - b. Blind
 - c. Can
 - d. Seen
9. Bersih
- a. Good
 - b. Dirty
 - c. Clean
 - d. Beautiful

10. Di dalam
- a. Inside
 - b. at
 - c. on
 - d. deep



Translate these words into Indonesian !

11. Tease
- a. menggganggu
 - b. mengambil
 - c. memakai
 - d. melempar
12. Animal
- a. Kebun
 - b. Binatang
 - c. Buah
 - d. Bunga
13. Sea princess
- a. Laut
 - b. bidadari
 - c. Putri duyung
 - d. Putri laut
14. Fisherman
- a. Tukang kebun



UNIVERSITAS MITRA UTAMA MEDAN

- b. Petani
- c. Nelayan
- d. Perawat


15. Turtle

- a. Kura-kura
- b. Iguana
- c. Buaya
- d. Katak

Complete the sentences with the correct answer.

16. The inside of a _____ should always be kept clean in case you get a love letter

- a. Letter
- b. Mail box
- c. Box
- d. Rain



17. I dont have a _____ neither an email.

- a. Computer
- b. Book
- c. Pen
- d. Ruller

18. He then decided to go to the _____ and bought a 10 kg tomato crate

- a. Tomato
- b. Box
- c. Mall
- d. Supermarket

19. You shouldnt _____ a turtle like that !

- a. Maintain
- b. Give
- c. Tease
- d. Ask


20. Back to the _____ for you, my friend.

- a. Ocean
- b. Sand

- c. House
- d. Room

Pre-Test Answer Key

1. d. Employee
2. d. News paper
3. b. Neck tie
4. b. Tall building
5. c. Office bos
6. b. Mail box
7. a. Get
8. d. Seen
9. c. Clean
10. a. Inside
11. a. Mengganggu
12. b. Binatang
13. d. Putri laut
14. c. Nelayan
15. a. Kura-kura
16. b. Mail box
17. a. Computer
18. d. Supermarket
19. c. Tease
20. a. Ocean



UNIVERSITAS UTARA SUMEDANG
WALITERA UTARA MEDAN

B. POST-TEST (Cycle I)

Name :

Class :

Session : post-test (Cycle I)

Choose the correct answer with crossing (X) from the option a, b, c, d. And translate these words into Indonesian !

1. Fisherman

- a. Tukang kebun
- b. Petani
- c. Nelayan
- d. Perawat

2. Tease

- a. mengganggu
- b. mengambil
- c. memakai
- d. melempar

3. Sea princess

- a. Laut
- b. bidadari
- c. Putri duyung
- d. Putri laut

4. Turtle

- a. Kura-kura
- b. Iguana
- c. Buaya
- d. Katak

5. Bought

- a. Membeli
- b. Di beli
- c. Beli

d. Jual

Translate these words into English !

6. Terlihat

- a. Know
- b. Blind
- c. See
- d. Seen

7. Di dalam

- a. Inside
- b. at
- c. on
- d. deep

8. Kotak Surat

- a. Box Office
- b. Mail Box
- c. Book Box
- d. Letter

9. Bersih

- a. Good
- b. Dirty
- c. Clean
- d. Beautiful

10. Mendapat kan

- a. Get
- b. Wills
- c. Give
- d. Take

Guess the picture

11. What picture is this?



UNIVERSITY OF MALAYA
SCHOOL OF DISTANCE EDUCATION



- a. Skyscrapers
- b. Tall bulding
- c. Sport centre
- d. Power pole

12. What picture is this?



- a. Grandfather
- b. Servant
- c. Office bos
- d. Employee

13. What Picture is this ?



- a. Dress
- b. Necktie
- c. Scarf
- d. Pants

14. What picture is this ?



- a. Book
- b. Paper
- c. Mailbox
- d. Newspaper

15. What picture is this ?



- a. Office boy
- b. Office bos
- c. Office management
- d. Employee

Complete the sentences with the correct answer.

16. He _____ the operation 3 times and returned home with 60 USD

- a. Repeated
- b. Realized
- c. Returned
- d. Started

17. The man _____ that he could survive by this way, and started to go everyday earlier and returned late.

- a. Started
- b. Realized
- c. Returned
- d. Bought

18. He _____ a cart

- a. Buy
- b. Give
- c. bought
- d. Ask

19. I dont have a _____ neither an email.
- Computer
 - Book
 - Pen
 - Ruller
20. He then decided to go to the supermarket and _____ a 10 kg tomato crate
- Tomato
 - Box
 - Mall
 - Bought



Post-Test Answer Key (Cicle I)

- c. Nelayan
- a. Mengganggu
- d. Putri laut
- a. Kura-kura
- b. Di beli
- d. Seen
- a. Inside
- b. Mailbox
- c. Clean
- a. Get
- b. Tall building
- c. Office bos
- b. Neck tie
- d. News paper
- d. Employee
- a. Repeated
- b. Realized
- c. Bought
- a. Computer
- d. Bought

C. POST-TEST (Cycle II)

Name :

Class :

Session : post-test (cycle II)

Choose the correct answer with crossing (X) from the option a, b, c, d. And Complete the sentences with the correct answer.

1. He _____ the operation 3 times and returned home with 60 USD
 - a. Realized
 - b. Repeated
 - c. Started
 - d. Biggest
2. He _____ an insurance broker and chose a protection plan
 - a. Buy
 - b. Bought
 - c. Called
 - d. Realized
3. The man _____ for a while and replied.
 - a. Realized
 - b. Returned
 - c. Called
 - d. Paused
4. You _____ a love letter
 - a. Maintain
 - b. Give
 - c. Get
 - d. Ask
5. Aren't you going out to _____ the mail?
 - a. Get
 - b. Raining
 - c. Get up
 - d. Seem

Guess the picture

6. What picture is this ?



- a. Mail box
- b. Letter
- c. Love box
- d. Box

7. What is the meaning of what the woman said ?



- a. Apakah kamu meletakkan surat?
- b. Apakah kamu meninggalkan surat?
- c. Apakah kamu tidak keluar untuk mengambil surat?
- d. Apakah kamu tau surat ku di mana?

8. What is the meaning of what the fisherman said?



- a. Kenapa kamu mengganggu kura kura itu? Mereka itu hewan langka
- b. Kamu seharusnya tidak mengganggu kura-kura itu, mereka sangat istimewa. Beberapa orang mengatakan bahwa mereka hidup selama ribuan tahun

- c. Seharusnya kamu menjaga kura-kura itu, karena mereka hidup ribuan tahun
- d. Jangan ganggu kura-kura itu, mereka berhak hidup.

9. What picture is this?



- a. Grandfather
- b. Servant
- c. Office bos
- d. Employee

10. What picture is this ?



- a. Office boy
- b. Office bos
- c. Office management
- d. Employee

Translate these words into English !

11. Di wujud kan

- a. Realized
- b. Real
- c. Return
- d. Called

12. Di panggil

- a. Called
- b. Call

- c. Saved
 - d. Started
13. Di mulai
- a. Soon
 - b. Bought
 - c. Called
 - d. Started
14. Kendaraan
- a. Car
 - b. Vehicles
 - c. Cycle
 - d. Motorcycle
15. Lantai
- a. Cart
 - b. Tall bulding
 - c. Floor
 - d. House

Translate these words into Indonesian !

16. Employer
- a. Bos kantor
 - b. Karyawan
 - c. Pembantu
 - d. Pedagang
17. Protection
- a. Menyayangi
 - b. Mengasihi
 - c. Perlindungan
 - d. Kejahatan
18. Dont be discouraged !
- a. Jangan patah semangat !
 - b. Jangan menyerah !
 - c. Jangan pantang mundur !

- d. Jangan malas !
19. Bought
- Di bayar
 - Di minta
 - Di kasih
 - Di beli
20. Sold
- Terjual
 - Terambil
 - Termurah
 - Termahal



Post-Test Answer Key (Cycle II)

- b. Repeated
- c. Called
- d. Paused
- c. Get
- a. Get
- a. Mail box
- c. Apakah kamu tidak keluar untuk mengambil surat?
- b. Kamu seharusnya tidak mengganggu kura-kura itu, mereka sangat istimewa.
Beberapa orang mengatakan bahwa mereka hidup selama ribuan tahun
- c. Office bos
- d. Employee
- a. Realized
- a. Called
- d. Started
- b. Vechiles
- c. Floor
- b. Karyawan
- c. Perlindungan

18. a. Jangan patah semangat

19. d. Di beli

20. a. Terjual



UNIVERSITAS MITRA UTAMA

MEANWATERA UTARA MEDAN

Appendix 3. Observation List

Tabel 1. Observation list of post-test cycle 1

No.	Topic	Yes	No.
The Teacher			
1.	The teacher comes on time	✓	
2.	The teacher greets the students and then check the attendance list	✓	
3.	The teacher explains to students and motivates students that learning vocabulary using comic strips is very fun and can understand and master vocabulary.	✓	
4.	The teacher chooses part of the comic strips to be used as learning material.	✓	
5.	The teacher gives 3 story sheets of the comic strips to the students then explains about the part of the comic.	✓	
6.	Then after being explained the teacher instructs students to understand words such as nouns and verbs contained in comic strips text balloons.	✓	
7.	The teacher asks the students about the nouns and verbs in the comic.	✓	
8.	the teacher discusses or comes to students if there are students who ask or do not understand	✓	
9.	Teacher gives ice breaking in the middle of learning activity		✓
The Students			
1.	Students come on time to the class	✓	
2.	Students respond to the teachers greeting and listen the motivation	✓	
3.	Students pay attention to the teacher's explanation	✓	

4.	Students actively participate in class room and sit neatly	✓	
5.	Students make a noisy in the class		✓
6.	Students walk around the class during the lesson.		✓
7.	Students do the teachers instruction	✓	
8.	Students do the test in group seriously	✓	
9.	Students keep the class quiet.		✓
10.	Students asks the teacher about something that is not clear	✓	
11.	Students interest and feel enthusiastic during the teaching learning process	✓	

Observer



Nurul Azirah Damanik

Tabel 2. Observation list of post-test cycle 2

No.	Topic	Yes	No.
The Teacher			
1.	The teacher comes on time	✓	

2.	The teacher greets the students and then check the attendance list	✓	
3.	The teacher explains to students and motivates students that learning vocabulary using comic strips is very fun and can understand and master vocabulary.	✓	
4.	The teacher chooses part of the comic strips to be used as learning material.	✓	
5.	The teacher gives 3 story sheets the part of the comic strips to the students then explains about the part of the comic.	✓	
6.	Then after being explained the teacher instructs students to understand words such as nouns and verbs contained in comic strips text balloons.	✓	
7.	The teacher asks the students about the nouns and verbs in the comic.	✓	
8.	the teacher discusses or comes to students if there are students who ask or do not understand	✓	
9.	Teacher gives ice breaking in the middle of learning activity		✓
The Students			
1.	The students come on time to the class	✓	
2.	The students respond to the teachers greeting and listen the motivation	✓	
3.	The students pay attention to the teacher's explanation	✓	
4.	The students actively participate in class room and sit neatly	✓	
5.	The students make a noisy in the class		✓
6.	Students walk around the class during the lesson.		✓
7.	The students do the teachers instruction	✓	
8.	The students do the test in group seriously	✓	

9.	Students keep the class quiet.		✓
10.	The students asks the teacher about something that is not clear	✓	
11.	The students interest and feel enthusiastic during the teaching learning process	✓	

Observe



Nurul Azirah Damanik



UNIVERSITAS ISLAM NEGERI
SUMATERA UTARA MEDAN

Appendix 4. Diary Notes**DIARY NOTES**

Date : Mei 25th, 2022

Time : 9.35 - 10.20 AM

Cycle 1

1. The teacher opened the class by saying basmallah and salam.
2. The students was excited to start the lesson.
3. During learning to use comics, students feel curious and start reading and mastering vocabulary
4. Students answered for every teacher's question.
5. Some students who are not focused in learning
6. Teacher gave a compliment to students who answered the question.
7. Teacher didn't do breaking ice.
8. Teacher explained the lesson well.
9. The teacher made a conclusion and did a test cycle 1 before closing the class.

Observer



Nurul Azirah Damanik

DIARY NOTES

Date : Mei 30th, 2022

Time : 9.35 – 10.20 PM

Cycle 2

1. The teacher opened the class by saying basmallah and salam.
2. The students was excited to start the lesson.
3. During learning to use comics, students feel curious and start reading and mastering vocabulary
4. Students answered for every teacher's question.
5. Some students who are not focused in learning
6. Teacher gave a compliment to students who answered the question.
7. Teacher didn't do breaking ice.
8. Teacher explained the lesson well.
9. The teacher made a conclusion and did a test cycle 1 before closing the class.

Observer



Nurul Azirah Damanik

Appendix 5. The Result of Test

Tabel 3. The result of Pre-test

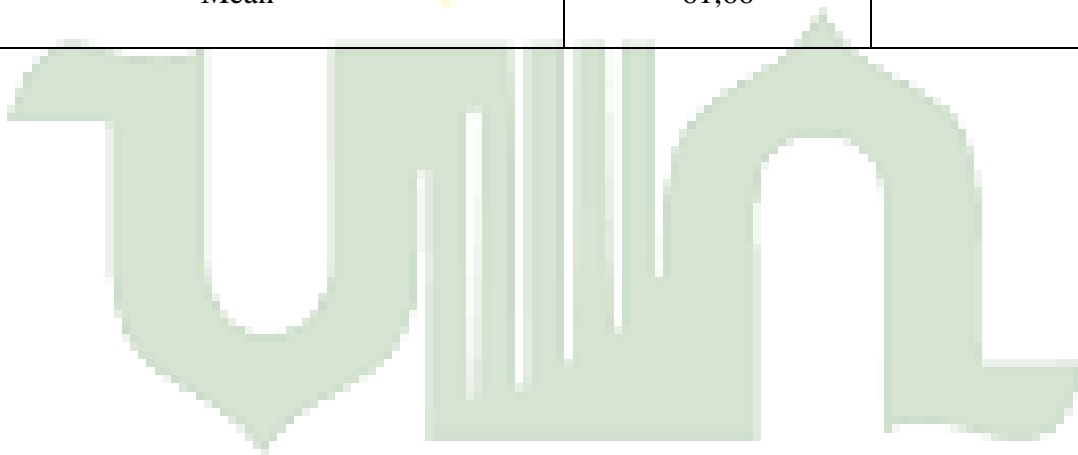
No	Students	b	score ($b \times a$)	Passing Grade (70)
01	AI	7	35	Failed
02	AJP	8	40	Failed
03	AR	6	30	Failed
04	AS	8	40	Failed
05	CA	3	15	Failed
06	DA	5	25	Failed
07	FAR	4	20	Failed
08	FDC	8	40	Failed
09	GE	10	50	Failed
10	IM	7	35	Failed
11	JFP	8	40	Failed
12	KHR	7	35	Failed
13	KN	10	50	Failed
14	KSS	6	30	Failed
15	MA	4	20	Failed
16	MNJ	11	55	Failed
17	MNS	8	40	Failed
18	NA	9	45	Failed
19	NN	6	30	Failed
20	PNS	4	20	Failed

21	SA	7	35	Failed
22	SAL	3	15	Failed
23	SR	9	45	Failed
24	SS	8	40	Failed
25	TMS	4	20	Failed
26	YP	6	30	Failed
27	ZYN	8	40	Failed
28	ZS	8	40	Failed
29	ZND	3	15	Failed
30	ZD	5	25	Failed
Total			1000	
Mean			33,33	

Tabel 4. The result of Post-test cycle 1

No	Students	<i>b</i>	score (<i>b x a</i>)	Passing Grade (70)
01	AI	17	85	Passed
02	AJP	11	55	Failed
03	AR	10	50	Failed
04	AS	15	75	Passed
05	CA	11	55	Failed
06	DA	10	50	Failed
07	FAR	16	80	Passed
08	FDC	8	40	Failed
09	GE	10	50	Failed
10	IM	12	60	Failed
11	JFP	8	40	Failed
12	KHR	18	90	Passed
13	KN	13	65	Failed
14	KSS	8	40	Failed
15	MA	12	60	Failed
16	MNJ	11	55	Failed
17	MNS	17	85	Passed
18	NA	13	65	Failed
19	NN	8	40	Failed
20	PNS	12	60	Failed
21	SA	16	80	Passed

22	SAL	11	55	Failed
23	SR	18	90	Passed
24	SS	10	50	Failed
25	TMS	8	40	Failed
26	YP	17	85	Passed
27	ZYN	14	70	Passed
28	ZS	16	80	Passed
29	ZND	9	45	Failed
30	ZD	11	55	Failed
Total			1850	
Mean			61,66	

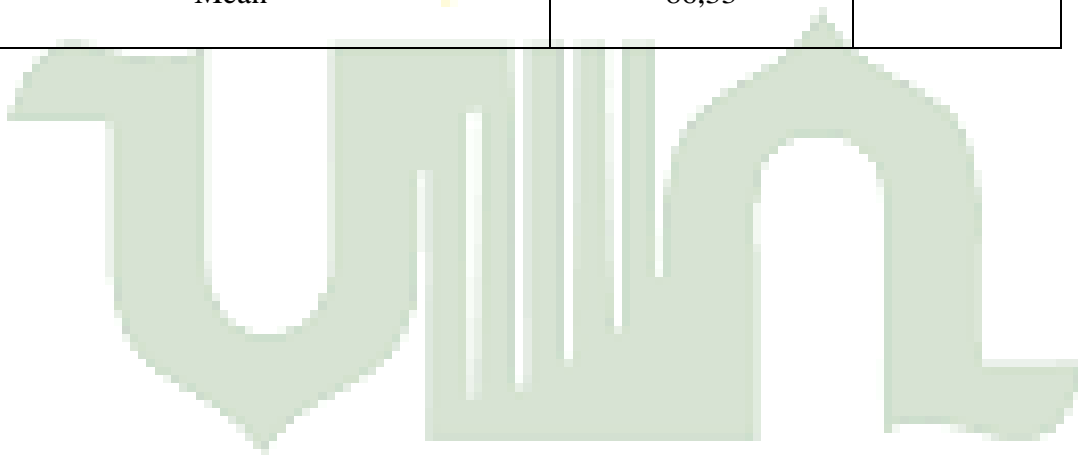


UNIVERSITAS MITRA UTAMA MEDAN

Tabel 5. The result of Post-test cycle 2

No	Students	<i>b</i>	score (<i>b x a</i>)	Passing Grade (70)
01	AI	19	95	Passed
02	AJP	20	100	Passed
03	AR	17	85	Passed
04	AS	16	80	Passed
05	CA	18	90	Passed
06	DA	19	95	Passed
07	FAR	20	100	Passed
08	FDC	16	80	Passed
09	GE	18	90	Passed
10	IM	17	85	Passed
11	JFP	15	75	Passed
12	KHR	20	100	Passed
13	KN	17	85	Passed
14	KSS	10	50	Failed
15	MA	16	80	Passed
16	MNJ	17	85	Passed
17	MNS	19	95	Passed
18	NA	19	95	Passed
19	NN	12	60	Failed
20	PNS	16	80	Passed
21	SA	19	95	Passed

22	SAL	18	90	Passed
23	SR	20	100	Passed
24	SS	17	85	Passed
25	TMS	15	75	Passed
26	YP	19	95	Passed
27	ZYN	18	90	Passed
28	ZS	19	95	Passed
29	ZND	15	75	Passed
30	ZD	17	85	Passed
Total			2590	
Mean			86,33	



UNIVERSITAS MITRA UTAMA MEDAN

Tabel 6. Improvement of students' vocabulary mastery

Kind of test	Pre-test	Cycle 1	Cycle 2
Mean	33.33	61.66	86.33



Appendix 6. Permission and Reply Letter

7/6/22, 11:48 PM

<https://siselma.uinsu.ac.id/pengajuan/cetakaktif/NTYxOTc=>

KEMENTERIAN AGAMA REPUBLIK INDONESIA
UNIVERSITAS ISLAM NEGERI SUMATERA UTARA MEDAN
FAKULTAS ILMU TARBIYAH DAN KEGURUAN
Jl. Williem Iskandar Pasar V Medan Estate 20371
Telp. (061) 6615683-6622925 Fax. 6615683

Nomor : B-27282/ITK/ITK.V.3/PP.00.9/12/2021

23 Desember 2021

Lampiran : -

Hal : **Izin Riset**

Yth. Bapak/Ibu Kepala MAN Simalungun

Assalamulaikum Wr. Wb.

Dengan Hormat, diberitahukan bahwa untuk mencapai gelar Sarjana Strata Satu (S1) bagi Mahasiswa Fakultas Ilmu Tarbiyah dan Keguruan adalah menyusun Skripsi (Karya Ilmiah), kami tugaskan mahasiswa:

Nama	: Erra Auliana
NIM	: 0304171044
Tempat/Tanggal Lahir	: Kota Langsa, 14 April 1998
Program Studi	: Tadris Bahasa Inggris
Semester	: X (Sepuluh)
Alamat	: Kecamatan langsa baro Kabupaten Kodya langsa Kelurahan karang anyar Kecamatan langsa baro

untuk hal dimaksud kami mohon memberikan Izin dan bantuannya terhadap pelaksanaan Riset di jl. Asahan km. 28, Kec. Pematang bandar, Kab. Simalungun., guna memperoleh informasi/keterangan dan data-data yang berhubungan dengan Skripsi (Karya Ilmiah) yang berjudul:

IMPROVING STUDENTS VOCABULARY MASTERY THROUGH COMIC AT MAN SIMALUNGUN

Demikian kami sampaikan, atas bantuan dan kerjasamanya diucapkan terima kasih.

Medan, 23 Desember 2021
 a.n. DEKAN
 Ketua Program Studi Pendidikan Bahasa
 Inggris



Digitally Signed

Yani Lubis, M.Hum
 NIP. 197006062000031006

Tembusan:

-Dekan Fakultas Ilmu Tarbiyah dan Keguruan UIN Sumatera Utara Medan

info : Silahkan scan QRCode diatas dan klik link yang muncul, untuk mengetahui keaslian surat

<https://siselma.uinsu.ac.id/pengajuan/cetakaktif/NTYxOTc=>

1/1



KEMENTERIAN AGAMA REPUBLIK INDONESIA
KANTOR KEMENTERIAN AGAMA KAB. SIMALUNGUN
MADRASAH ALIYAH NEGERI SIMALUNGUN
 JL.Asahan KM 28 Kel .Kerasaan I PematangBandar - 21186
 Email : man.pematangbandar@gmail.com

Nomor : Btpp/Ma.02.04/PP.001/05/2021
 Lampiran : -
 Perihal : Izin Riset

Kepada Yth :
 Dekan Fakultas Ilmu Tarbiyah dan Keguruan
 Universitas Islam Negeri Sumatera Utara
 di _
 Medan

Dengan hormat,


Sesuai dengan Surat Dekan Fakultas Ilmu Tarbiyah dan Keguruan Universitas Islam Negeri Sumatera Utara Nomor : B- 27282/ITK.V.3/PP.00.9/12/2021.

Tentang Permohonan Pelaksanaan Riset Tertanggal : 12 Mei 2022 dengan ini kami Sampaikan bahwa Mahasiswa dibawah ini :

Nama : Erra Auliana
 NIM : 0304171044
 Jurusan : Tadris Bahasa Inggris
 Program Studi : Tadris Bahasa Inggris

Telah melaksanakan tugasnya untuk melakukan Penelitian di MAN Simalungun, Kabupaten Simalungun dengan baik.Sejak tanggal 18 Mei s, 25 Mei 2022,Dengan Judul
 “ **IMPROVING STUDENTS VOCABULARY MASTERY THROUGH COMIC AT MAN SIMALUNGUN** “
 Demikian surat ini kami sampaikan atas perhatian dan kerja sama yang diberikan diucapkan terima kasih.

Simalungun, 27 Mei 2022
 Kepala Madrasah



Appendix 7. Paper of Students**• Pre-test paper**


PRE-TEST

Name : Nurfitriah Azzahra
Class : X IIS³
Session : pre-test

B:9 (45)


Choose the correct answer with crossing (X) from the option a, b, c, d. And Guess the picture

1. What picture is this ?




a. Office boy
b. Office bos
 c. Office management
d. Employee

2. What picture is this ?



a. Book
b. Paper
c. Mailbox
 d. Newspaper

3. What Picture is this ?



- a. Dress
- b. Necktie
- c. Scarf
- d. Pants

4. What picture is this?



- a. Skyscrapers
- b. Tall bulding
- c. Sport centre
- d. Power pole

5. What picture is this?



- a. Grandfather
- b. Servant
- c. Office bos
- d. Employee

Translate these words into English !

- 6. Kotak Surat
 - a. Box Office
 - b. Mail Box
 - c. Book Box
 - d. Letter
- 7. Mendapatkan
 - a. Get
 - b. Wills

- c. Give
- d. Take

8. Terlihat

- See
- b. Blind
- c. Can
- Seen

9. Bersih

- a. Good
- b. Dirty
- Clean
- d. Beautiful

10. Di dalam

- Inside
- b. at
- c. on
- d. deep

Translate these words into Indonesian !

11. Tease

- a. mengganggu
- b. mengambil
- c. memakai
- melempar

12. Animal

- a. Kebun
- b. Binatang
- c. Buah
- d. Bunga

13. Sea princess

- a. Laut
- b. bidadari
- c. Putri duyung
- Putri laut

Appendix 8. Name of Students

Tabel 8. Name of Students

No	Initial	Name
01	AI	Afriza Irsandi
02	AJP	Ade Jian Pratiwi
03	AR	Azlan Riyadi
04	AS	Anggraini Syahputri
05	CA	Chairunnisa Adlin
06	DA	Dafa Agustina
07	FAR	Fadli Al-fath Ritonga
08	FDC	Fadia Dwi Cahyani
09	GE	Gita Emeria
10	IM	Imam Maulana
11	JFP	Jedi Firmansyah Pane
12	KHR	Khoiril Habib Rizky
13	KN	Khairin nisyah
14	KSS	Krisna Surya Sahputra
15	MA	Muhammad Andika
16	MNJ	Mirza Nur Jannah
17	MNS	Maya Nurcahya Simangunsong
18	NA	Nurfitria Azzahra
19	NN	Nazah Nazidah
20	PNS	Purnama Nurhamidah Sibarani
21	SA	Sinta Anggraini
22	SAL	Suci Aulia
23	SR	Shofia Rahmadini
24	SS	Silvia Safitri
25	TMS	Thata Maulana Saragih
26	YP	Yogi Pratama
27	ZIN	Zainuddin

28	ZS	Zian Syaputra
29	ZD	Zildayat Permana



UNIVERSITAS ISLAM NEGERI
SUWALERA UTARA MEDAN

Appendix 9. Documentation

- Pre-Test





