

**THE IMPROVEMENT OF STUDENTS' ABILITY IN READING  
COMPREHENSION OF NEWS TEXT BY USING TRADING  
PLACE STRATEGY AT TENTH GRADE STUDENTS**

**A THESIS**

**Submitted to the Faculty of Tarbiyah and Teachers Training of State Islamic  
University of North Sumatera (UINSU) Medan as a Partial Fulfillment  
of the Requirements for the Degree of *Sarjana Pendidikan (S.Pd)***

**Complied By:**

**SALSABILA UTAMI  
Reg Number. 0304182148**



**DEPARTMENT OF ENGLISH EDUCATION  
FACULTY OF TARBIYAH AND TEACHER TRAINING  
STATE ISLAMIC UNIVERSITY OF NORTH SUMATERA  
MEDAN  
2022**

**SURAT PENGESAHAN**

Skripsi yang berjudul : “**The Effectiveness of Using Poster in Improving The Writing Skill of Eight Grades Junior High School in Marbau**” oleh Mela Ramadini, yang telah dimunaqasyakan dalam sidang munaqasah Sarjana Strata (S1) Fakultas Ilmu Tarbiyah dan Keguruan Universitas Islam Negeri Sumatera Utara Medan pada tanggal:

**26 Juli 2022 M**  
**27 Dzulhijjah 1444**

dan telah diterima sebagai persyaratan untuk memperoleh gelar Sarjana Pendidikan (S.Pd) pada jurusan Bahasa Inggris Fakultas Ilmu Tarbiyah dan Keguruan Universitas Islam Negeri Sumatera Utara Medan.

**Panitia Sidang Munaqasyah Skripsi  
Fakultas Ilmu Tarbiyah dan Keguruan UIN SU Medan**

Ketua

Sekretaris

**Yani Lubis, S.Ag, M.Hum**  
NIP. 19700606 200003 1 006  
2 003

**Ernita Daulay, S.Pd, M.Hum**  
NIP. 19801201 200912

**Anggota Penguji**

1. **Prof. Dr. Tien Rafida, M.Hum**  
**M.Hum**  
NIP. 19701110 199703 2 004

2. **Dr.Hj. Farida Repelita Wati Kembaren,**  
**M.Hum**  
NIP. 196902 1 7200701 2 204






3. **Emeliya Sukma Dara Damanik, M.Hum**  
**SS,M. Hum**  
NIP. 19810926 200912 2004

4. **Dr. Muhammad Dalimunthe, S.Ag.,**  
**SS,M. Hum**  
NIP. 197710328 199903 1 003

Mengetahui  
Dekan Fakultas Ilmu Tarbiyah dan Keguruan

**Dr. MArdianto, M.Pd**  
NIP. 19671212 1999403 1 004

**APPROVED AND VALIDATED**

<p><b>Advisor I</b></p>  <p><b><u>Prof. Dr. Tien Rafida, S.Ag, M.Hum</u></b> NIP. 19660601 199403 1 006</p>	<p><b>Advisor II</b></p>  <p><b><u>Dr. Hj. Farida Repelita Waty Br. Kembaren, M.Hum</u></b> NIP. 196902 1 7200701 2 204</p>
<p><b>The Head of English Education Department</b></p>  <p><b><u>Yani Lubis, S.Ag., M.Hum</u></b> NIP. 19700606 200003 1006</p>	<p><b>The Secretary of English Education Department</b></p>  <p><b><u>Ernita Daulay, S.Pd., M.Hum</u></b> NIP. 19801201 200912 2003</p>
<p><b>The Dean of Tarbiyah and Teacher Training State Islamic University of North Sumatera</b></p>  <p><b><u>Dr. Mardianto, M.Pd.</u></b> NIP.19671212 199403 1004</p>	

## PERNYATAAN KEASLIAN

Saya menyatakan dengan sesungguhnya bahwa skripsi yang berjudul “The Improvement of Students’ Ability in Reading Comprehension of News Text by Using Trading Place Strategy at Tenth Grade Students” adalah karya saya sendiri. Pengutipan dalam skripsi ini dilakukan dengan cara-cara yang sesuai dengan etika keilmuan. Atas pernyataan ini, saya bersedia menerima sanksi sesuai dengan peraturan perundang-undangan yang berlaku apabila suatu hari nanti ada pihak lain yang keberatan terhadap keaslian skripsi saya ini atau ditemukan bukti yang sangat kuat adanya unsur plagiasi atau penciplakan atau pengutipan yang melanggar etika keilmuan.

Medan, 01 August 2022

Yang membuat pernyataan,



**Salsabila Utami**

NIM. 0304182148

## ABSTRACT

There are several problems that occur in learning reading comprehension, students find it difficult to memorize vocabulary when they will use the text. Reading comprehension is a process to understand and find meaning from a text. This research aims to find whether the students' ability in reading comprehension who taught by trading place strategy is better than without trading place strategy. This research used quantitative method with experimental research design. The samples of this study were X-IPS 1 with 24 students and X-IPS 3 with 20 students. The validity and reliability of the items were calculated with the help of the SPSS 23. The analysis prerequisite test was carried out with normality and homogeneity tests using the SPSS 23. The results of this research shows that the t-test analysis of post-test scores in reading comprehension of news text in the control class and the experimental class shows t count was 1,863 with  $df = 42$  and  $p = 0,000$ . The p value is lower than the 5% significance level ( $0,000 < 0.05$ ). Thus, the results of the t-test indicate that there is a significant difference in reading comprehension ability, between students who receive reading comprehension learning using the Trading Place strategy and students who receive learning without using the Trading Place strategy in class X MAN Asahan. It means that  $H_0$  was rejected and  $H_a$  was accepted. Therefore, the students' ability in reading comprehension who taught with trading place strategy is better than without trading place strategy.

**Keywords:** *News Text, Reading Comprehension, Trading Place Strategy*

## ACKNOWLEDGEMENT

Allah praises the author says to Allah SWT, that is because of His blessing and mercy the author can complete this thesis, entitled “The Improvement of Students’ Ability in Reading Comprehension of News Text by Using Trading Place Strategy at Tenth Grade Students”. Don’t forget peace and gratitude to our Prophet Muhammad SAW, who has guided us from the Jahiliyah age to the scientific age. Hopefully, someday we will be placed in the same place. Then, in writing the thesis, the author realized that many people have provided support and assistance in finishing this thesis. Thus, the author wants to say gratitude and the highest appreciation for the following people that have contributed to the author:

1. Prof. Dr. Syahrin Harahap, M.A., as the Rector of State Islamic University of North Sumatera Medan.
2. Dr. Mardianto, M. Pd., as the Dean of Faculty Tarbiyah and Teacher Training State Islamic University of North Sumatera Medan.
3. Yani Lubis, S. Ag., M.Hum., and Ernita Daulay, S. Pd., M.Hum as the Head and Secretary of English Education Department
4. Prof. Dr. Hj. Tien Rafida, M.Hum as first advisor who have directed, guide and motivate the researcher in finishing this thesis.
5. Dr. Hj. Farida Repelita Waty Kembaren, M.Hum as the second advisor who have directed, guide and motivate the researcher in finishing this thesis.
6. All of the lecturers and staffs in English Education Department who have given knowledge the author during the course at State Islamic University of North Sumatera Medan.
7. Alm. H. Ata Iskandar and Hj. Arni Khairani as the researcher’s parents, Muhammad Azmi and Siti Yasifa Jamaiah as the researcher’s brother and sister and all of the family who always support spiritual and financial to the researcher during the course until finishing this thesis.

8. The Headmaster and the English teachers of Madrasah Aliyah Negeri Asahan, who have given permission to the author in conducting a research. The author also say thanks for staff administration and for all of the students at tenth grade especially (X-IPS 1, X-IPS 2, X-IPS 3) who want to participate in this research .
9. The lecturer, Sir Idris Sadri, M.Ed. (TESOL), who has helped me to check the validity of the test questions that I made.
10. The beloved teacher, Mrs. Ramai Sari Nasution, S.Pd, who always give support, advice, suggestion, and her love since the researcher was senior high school until now. Thanks for everything that you have given.
11. My friends Mela Ramadini, who have support, suggestion and motivation from the beginning until finishing this thesis.
12. All of the researcher's friends at TBI-2 Stambuk 2018, who have helped and motivated the researcher during the course until finishing this thesis.

Medan, 01 August 2022

Researcher

UNIVERSITAS ISLAM NEGERI  
SUMATERA UTARA MEDAN

**Salsabila Utami**

NIM. 0304182148

## TABLE OF CONTENTS

	Pages
<b>ABSTRACT .....</b>	<b>i</b>
<b>ACKNOWLEDGEMENT .....</b>	<b>ii</b>
<b>TABLE OF CONTENTS .....</b>	<b>iv</b>
<b>LIST OF TABLES .....</b>	<b>vi</b>
<b>LIST OF FIGURES .....</b>	<b>vii</b>
<b>LIST OF APPENDICES .....</b>	<b>viii</b>
<b>CHAPTER I INTRODUCTION .....</b>	<b>1</b>
1.1 Background of the Study .....	1
1.2 Identification of the Problem .....	5
1.3 Limitation of the Study .....	5
1.4 Formulation of the Problem .....	5
1.5 Objective of the Study .....	6
1.6 Significances of the Study .....	6
<b>CHAPTER II LITERATURE REVIEW .....</b>	<b>8</b>
2.1 Theoretical Framework .....	8
2.1.1 Reading Comprehension .....	8
2.1.2 News Item Text .....	13
2.1.3 Trading Place Strategy .....	15
2.2 Previous Study .....	18
2.3 Conceptual Framework .....	21
2.4 Hypothesis .....	23
<b>CHAPTER III METHODOLOGY .....</b>	<b>24</b>
3.1 Place and Time of the Research .....	24
3.2 Population and Sample .....	24
3.3 Research Method .....	25
3.4 Research Variables .....	26



3.5 Operational Definition of Research Variables .....	26
3.6 Procedure of Data Collection .....	27
3.7 Instrument of the Research .....	27
3.8 Technique of Data Collection .....	32
3.9 Technique of Data Analysis .....	33
3.10 Statistical Hypothesis .....	35
3.11 Ethic of the Study .....	36
<b>CHAPTER IV RESULT AND DISCUSSION .....</b>	<b>37</b>
4.1 Research Result .....	37
4.1.1 Description of Data .....	37
4.1.2 Data Analysis Prerequisite Test .....	47
4.1.3 Data Analysis .....	49
4.1.4 Hypothesis Test .....	51
4.2 Discussion .....	52
<b>CHAPTER V CLOSING .....</b>	<b>57</b>
5.1 Conclusion .....	57
5.2 Suggestion .....	57
<b>REFERENCES .....</b>	<b>59</b>
<b>APPENDICES .....</b>	<b>63</b>

## LIST OF TABLES

	Pages
Table 3.1 : Research Method .....	26
Table 3.2: Research Instrument Grid .....	28
Table 4.1 : Frequency Distribution of Pre-test Scores in Reading Comprehension of News Texts Control Class .....	38
Table 4.2 : Frequency Distribution of Pre-test Scores in Reading Comprehension of News Texts Experimental Class .....	40
Table 4.3: Frequency Distribution of Post-test Scores in Reading Comprehension of News Texts Control Class .....	42
Table 4.4: Frequency Distribution of Post-test Scores in Reading Comprehension of News Texts Experimental Class .....	44
Table 4.5: Comparison of Statistical Data Pre-test and Post-test Scores in Reading Comprehension of News Text in the Control Class and Experimental Class .....	46
Table 4.6: Summary of Normality Test Results of Data Distribution Results of Reading Comprehension of News Text in Control and Experimental Class .....	48
Table 4.7. Summary of Calculation Results of Homogeneity Test of Data Variance Pre-test and Post-test Reading Comprehension of News Text .....	49
Table 4.8: Summary of t-test Results of Pre-test Data Reading Comprehension of News Text in Control Class and Experimental Class .....	50
Table 4.9: Summary of t-test results of Post-test Data in Reading Comprehension of News Text in Control Class and Experimental Class .....	51

## LIST OF FIGURES

	Pages
Figure 2.1: Conceptual Framework of Research .....	22
Figure 4.1: Histogram of Pre-test Frequency Distribution Ability in Reading Comprehension of News Text in Control Class .....	38
Figure 4.2: Diagram of Pre-test Frequency Distribution Ability in Reading Comprehension of News Text in Control Class .....	39
Figure 4.3: Histogram of Pre-test Frequency Distribution Ability in Reading Comprehension of News Text in Experimental Class .....	40
Figure 4.4: Diagram of Pre-test Frequency Distribution Ability in Reading Comprehension of News Text in Experimental Class .....	41
Figure 4.5: Histogram of Post-test Frequency Distribution Ability in Reading Comprehension of News Text in Control Class .....	42
Figure 4.6: Diagram of Post-test Frequency Distribution Ability in Reading Comprehension of News Text in Control Class .....	43
Figure 4.7: Histogram of Post-test Frequency Distribution Ability in Reading Comprehension of News Text in Experimental Class .....	44
Figure 4.8: Diagram of Post-test Frequency Distribution Ability in Reading Comprehension of News Text in Experimental Class .....	45

UNIVERSITAS ISLAM NEGERI  
SUMATERA UTARA MEDAN

## LIST OF APPENDICES

	Pages
Appendix 1: Pre-test and Post-test Questions for Reading Comprehension of News Texts .....	63
Appendix 2: Pre-test & Post-test Answer Keuy .....	75
Appendix 3: Question Item Validation Sheet .....	76
Appendix 4: Validity Test .....	77
Appendix 5: Reliability Test .....	78
Appendix 6: Control Class Lesson Plan .....	79
Appendix 7: Experimental Class Lesson Plan .....	85
Appendix 8: Pre-test and Post-test Scores .....	96
Appendix 9: Pre-test and Post-test Scores .....	97
Appendix 10: Descriptive Statistics of Control Class Pre-test Data .....	98
Appendix 11: Descriptive Statistics of Experimental Class Pre-test Data .....	99
Appendix 12: Descriptive Statistics of Control Class Post-test Data .....	101
Appendix 13: Descriptive Statistics of Experimental Class Post-test Data .....	102
Appendix 14: Pre-test Normality Test in Experimental Class .....	104
Appendix 15: Post-test Normality Test in Experimental Class .....	107
Appendix 16: Pre-test Normality Test in Control Class .....	108
Appendix 17: Post-test Normality Test in Control Class .....	112
Appendix 18: Pre-test Data of Homogeneity Test .....	115
Appendix 19: Post-test Data of Homogeneity Test .....	116
Appendix 20: Independent T-test of Pre-test Data in Experimental Class and Control Class .....	116
Appendix 21: Independent T-test of Post-test Data in Experimental Class and Control Class .....	117
Appendix 22: Example of Student Work .....	118
Appendix 23: Research Documentation .....	120
Appendix 24: Research Permit .....	123