

REFERENCES

- Afandi, M. M. (2020). The Implementation of Video in Teaching Writing Procedure Text to the Tenth Grade Students at SMK Wijaya Sukodono. *Journal of English Language Teaching Society*, 08(02), 1–7. <http://jurnal.untad.ac.id/jurnal/index.php/ELTS/article/view/16488/11906>
- Agustín-Llach, M. P. (2017). Vocabulary Teaching: Insights from Lexical Errors. *TESOL International Journal*, 12(1), 63–74.
- Al-khresheh, M. H. (2016). A review study of contrastive analysis theory. *Journal of Advances in Humanities and Social Sciences*, 2(6), 49–59. <https://doi.org/10.20474/jahss-2.6.5>
- Ameliah, M., Syam, U. K., Anugrawati, N., Sangkala, I., & Abdul, N. B. (2019). Using Picture Media To Enhance Writing Ability in Procedure Text. *Exposure Journal 48 English Education Department*, 8(1), 48–59. <https://doi.org/10.26618/exposure.v8i1.2072>
- Anaktototy, K., Que, S. R., & Lewier, C. A. (2020). English teachers' expertise in designing and implementing lesson plan for kurikulum 2013 ENGLISH TEACHERS' EXPERTISE IN DESIGNING AND IMPLEMENTING LESSON PLAN FOR KURIKULUM 2013. *Curricula : Journal of Teaching and Learning*, 5(2), 60–68. <https://doi.org/10.22216/jcc.2020.v5i2.4522>
- Aspers, P., & Corte, U. (2019). What is Qualitative in Qualitative Research. *Qualitative Sociology*, 42(2), 139–160. <https://doi.org/10.1007/s11133-019-9413-7>
- Barkhuizen, G. etc. (2015). *Analysing Learner Language (Oxford Applied Linguistics) -Oxford University Press, USA (2005).pdf* (p. 61).
- Clark, E. V. (1993). *The Lexicon in Acquisition*. Cambridge University Press.
- Dalimunte, M., Daulay, S. H., & Habibah, H. (2019). Holiday Picture: A Media to Enhance Students' Ability at Writing Recount Text. *Educational Studies*, 466.
- Daulay, S. H., & Octa, M. (2021). *The Effect Of Metacognitive Strategy On Students Grammar Mastery*. 17(1). <https://doi.org/http://jurnaltarbiyah.uinsu.ac.id/index.php/vision/article/view/1038>
- Daulay, SH., Zubaidah, S., Lubis, K. (2017). *The difference of numbered heads together and community language learning...pdf*. UIN SU Medan. <https://doi.org/http://jurnaltarbiyah.uinsu.ac.id/index.php/vision/article/view/174>
- Daulay, S. H. (2011). *Introduction to General Linguistics*. La-Tansa Press.
- Daulay, S. H., Dalimunte, M., Ningrum, D. W., Islam, U., & Sumatera, N. (n.d.). A SYNTACTICAL ANALYSIS OF PHRASES USED IN JOSH GROBAN

- SONG LYRICS. *CaLLs: Journal of Culture, Arts, Literature, and Linguistics*, 7(2), 161–174.
- Daulay, S. H., Salmiah, M., & Hidayati, A. (2016). an Analysis of Inflectional Morphemes Errors in Writing a Text By Second-Year Student of Mas Tpi Silau Dunia. (*Journal of Language, Literature & Education*, 10(10), 103–114.
- Desnaranti, L. (2018). Morphological and Syntactical Error Analysis on Students' Procedure Text Writings. *Scope : Journal of English Language Teaching*, 1(02), 159. <https://doi.org/10.30998/scope.v1i02.1121>
- Fithriani, R., Dewi, U., Daulay, S. H., Salmiah, M., & Fransiska, W. (2019). Using Facebook in EFL Writing Class: Its Effectiveness from Students' Perspective. *KnE Social Sciences*, 2019, 634–645. <https://doi.org/10.18502/kss.v3i19.4892>
- Harmer, J. (2004). *Jeremy_Harmer_How_to_Teach_Writing_Longm.pdf*. www.longman.com
- James, C. (2013). Errors in Language Learning and Use. In *Errors in Language Learning and Use*. <https://doi.org/10.4324/9781315842912>
- Jupri, J. (2019). Using Video Recipe To Improve the Junior High School Students' Ability in Writing Procedure Text. *Journal of Languages and Language Teaching*, 6(2), 108. <https://doi.org/10.33394/jollt.v6i2.1262>
- Kasriyati, D., Rafiah, Siti, H., & Abbas, M. F. F. (2019). Lexical Errors Found in Subtitling Projects of EFL Learners of University of Lancang Kuning. *Lectura: Jurnal Pendidikan*, 10(2), 155–166.
- Khoiiri, Y. (2020). Kajian Surat Al-Qalam 1 Dan Surat Al ‘Alaq 4 “Alladzi ‘Allama Bi Al - Qolam”: *INTIZAM : Jurnal Manajemen Pendidikan Islam*, 3.
- Llach, M. P. A. (2007). Lexical errors as writing quality predictors. *Studia Linguistica*, 61(1), 1–19. <https://doi.org/10.1111/j.1467-9582.2007.00127.x>
- María del Pilar Agustín Llach. (2011). *Lexical Errors and Accuracy in Foreign Language Writing*. Multilingual Matters.
- Picot, A. (2017). Lessons in Lexical Error Analysis. Revisiting Hemchua and Schmitt (2006); An Analysis of the Lexical Error in the Compositions of Greek Learners. *International Journal of English Language Teaching*, 5(4), 40–59.
- Ramli. (2013). *An Analysis on Students' Errors in Writing Recount Text of the Tenth Grade Student of SMAN 1 Siantan in Academic Year 2012/2013*. <http://jurnal.untan.ac.id/in%0Adex.php/jpdpd/article/download/964/p%0A df>.
- Rao, C., & Durga, S. (2018). Developing Students' Writing Skills in English-A Process Approach. *Journal for Research Scholars and Professionals of English Language Teaching*, 6(6), 1–5. <http://www.jrspelt.com>
- S. Hemchua, N. S. (2006). *An analysis of lexical errors in the English compositions*

of Thai learners. 21(3), 3–25.

Saleh, S., Pd, S., Pd, M., Helaluddin, dkk, كورد، كورد، كورد، كورد، كورد، Kaco, J., Salim & Syahrums, Ahyar, H. dkk, & Helaluddin, dkk. (2019). *Metodologi Penelitian Kualitatif.pdf* (Issue March, pp. 11–11).

Saud, W. I. (2018). Lexical Errors of Third Year Undergraduate Students. *English Language Teaching*, 11(11), 161. <https://doi.org/10.5539/elt.v11n11p161>

Selvia, D. (2020). *An Analysis of Lexical Error in Writing Recount Text at Eighth Grade of MTs Aisyiyah Medan*. <https://doi.org/10.22460/project.v3i1.p49-53>

Shihab, M. Q. (2005). *Tafsir Al Mishbah Jilid 15 M. Quraish Shihab*. Lentera Hati.

Widayanti, T., Rustyana, N., & Haryudin, A. (2019). Students' Perception in Writing Procedure Text. *Tatin Widayanti, Nabila Rustyana, Acep Haryudin*, 2(5), 687–691. <https://www.journal.ikipsiliwangi.ac.id/index.php/project/article/view/2894/pdf>



UNIVERSITAS ISLAM NEGERI
SUMATERA UTARA MEDAN

APPENDICES

APPENDIX 1

RESEARCH INSTRUMENT WRITING TEST

Name :

Class :

Instruction :

1. Choosing one of topics that you like or understand more.
 - a. How to make apple juice.
 - b. How to turn off computer.
 - c. How to make instant noodle.
 - d. How to use camera.
2. Write a procedure text by the topics that you have chosen.
3. Write procedure text based on its generic structure and at least 100 words.
4. Thank you for your participation.

Answer Key

- a. How to make apple juice

Ingredients: 4 apples, $\frac{1}{4}$ cup (60 ml) of water, ice cubes, sugar or honey

Tools: blender, glass, cutter, spoon, fine-mesh strainer.

Steps:

1. Wash and cut 4 apples into pieces. Remove the cores and seeds from the apples and place them on a cutting board. If you want you can leave the apple peels on.
2. Put the apples and $\frac{1}{4}$ cup (60 ml) of water into a blender.
3. On high speed, blend the apples for 45 seconds. Turn off your blender once or twice and push the apples down with a long spoon.
4. Using a fine-mesh strainer, drain the apple juice.

5. Pour the juice into a glass and top with sugar or honey to taste. Enjoy the juice.

b. How to turn off computer

Tools:

- Computer/laptop

Steps:

1. First, press the 'Start' button. Unless you move your taskbar, it is in the bottom left corner.
2. Press the power button. This is where you'll find a slew of power options, such as shutting down, restart, and sleep.
3. Select the appropriate option by clicking on it.
4. If other users are currently logged in, confirm that you want to shut down/restart your computer.

c. How to make instant noodle

Ingredients: instant noodle, water, sauce

Tools: stove, plate or bowl, spoon.

Steps:

1. Turn on the stove.
2. Fill the pan with 400cc of water and bring it to a boil.
3. After the water is boiled, put in the noodle into the pan.
4. Cook the noodle.
5. After 3 minutes left, turn off the stove.
6. Prepare a bowl by pouring in all of the seasoning.
7. Then add the noodle to the bowl, along with the seasoning, and stir well.
8. You can add another garnish if desired.
9. Finally, your noodle is ready to be served

d. How to use camera.

Tools: digital camera, an object (Someone you know or something you can find).

Steps:

1. Center the subject in the LCD while holding the camera up.
2. For the desired outcome, get closer or use the zoom control.
3. When you are ready to shoot the photo, halfway depress the shutter. The camera sets the focus, shutter speed, and several other calculations since it is highly crucial.
4. You should see a light to confirm that the camera is ready to use.
5. Fully depress the shutter. In order to save battery life or when there is more intense sunlight, it might be essential to disable the LCD and use the viewfinder. More intense light does not reduce the LCD's glare well and get the best picture.



UNIVERSITAS ISLAM NEGERI
SUMATERA UTARA MEDAN

APPENDIX 2

Students' Interview

1. Apakah kamu merasa kesulitan dengan keterampilan menulis dalam Bahasa Inggris?
2. Apakah kamu pernah belajar tentang procedure text dalam Bahasa Inggris?
3. Apakah materi procedure text sulit untuk dipahami?
4. Apakah kamu tertarik mempelajari procedure text?
5. Apakah kamu memahami tentang materi procedure text tersebut?
6. Apakah kamu memahami struktur text dalam procedure text?
7. Apakah kamu memahami unsur kebahasaan yang digunakan dalam procedure text?
8. Apakah kamu pernah membuat procedure text dalam Bahasa Inggris?
9. Apakah kamu memahami apa yang kamu kerjakan?
10. Apakah kamu kesulitan dalam membuat procedure text dalam Bahasa Inggris?
11. Kesulitan apa yang kamu temui dalam membuat procedure text dalam Bahasa Inggris?
12. Menurutmu apa penyebab kesulitan kamu?
13. Apa yang kamu lakukan jika mengalami kesulitan dalam membuat procedure text dalam Bahasa Inggris?
14. Bagaimana pengalaman yang kamu dapatkan ketika menulis procedure text dalam Bahasa Inggris?
15. Apakah guru kamu menjelaskan secara detail tentang cara menulis procedure text?

APPENDIX 3

Results of Interviews with Several Students

Observer : Dinda Khairiah

Students' initial name : MRF

No.	Question	Response
1.	Apakah kamu merasa kesulitan dengan keterampilan menulis dalam Bahasa Inggris?	Tidak terlalu kesulitan, karena memang saya dari dulu sudah pernah belajar Bahasa Inggris (ikut kursus)
2.	Apakah kamu pernah belajar tentang procedure text dalam Bahasa Inggris?	Belum pernah, dalam Bahasa Indonesia aja. Bahasa Inggris belum pernah. Waktu SMP masih pengenalan aja belum detail.
3.	Apakah materi procedure text sulit untuk dipahami?	Tidak, mudah dipahami.
4.	Apakah kamu tertarik mempelajari procedure text?	Tertarik.
5.	Apakah kamu memahami tentang materi procedure text tersebut?	Paham, paham sekali. Procedure text adalah text yang menerangkan cara menggunakan atau membuat sesuatu dengan langkah per langkah.
6.	Apakah kamu memahami struktur text dalam procedure text?	Paham. Pertama goals atau tujuannya, material, dan langkah-langkahnya.
7.	Apakah kamu memahami unsur kebahasaan yang digunakan dalam procedure text?	Lumayan memahami
8.	Apakah kamu pernah membuat procedure text dalam Bahasa Inggris?	Belum pernah
9.	Apakah kamu memahami apa yang kamu kerjakan?	Paham


10.	Apakah kamu kesulitan dalam membuat procedure text dalam Bahasa Inggris?	Hanya vocabularynya terkadang lupa. Sebenarnya tau, tapi kadang lupa.
11.	Kesulitan apa yang kamu temui dalam membuat procedure text dalam Bahasa Inggris?	Penggunaan grammarnya
12.	Menurutmu apa penyebab kesulitan kamu?	Kurang mengulang-ulangi vocabulary dan grammarnya tidak terlalu terbiasa.
13.	Apa yang kamu lakukan jika mengalami kesulitan dalam membuat procedure text dalam Bahasa Inggris?	Membuat kalimat dengan yang lebih simple, dengan kata-kata yang diketahui saja. Atau melihat dari buku dan kamus.
14.	Bagaimana pengalaman yang kamu dapatkan ketika menulis procedure text dalam Bahasa Inggris?	Jadi lebih memahami menulis teks procedure dalam Bahasa Inggris, karena sebelumnya belum pernah.
15.	Apakah guru kamu menjelaskan secara detail tentang cara menulis procedure text?	Sudah pernah tapi belum detail.

Students' initial name : AF

No.	Question	Response
1.	Apakah kamu merasa kesulitan dengan keterampilan menulis dalam Bahasa Inggris?	Lumayan sulit, karena saya juga kurang vocabulary nya, kurang hapal.
2.	Apakah kamu pernah belajar tentang procedure text dalam Bahasa Inggris?	Pernah, waktu di SMP. Di SMA pernah, tapi karena saat itu belajarnya daring saya jadi lupa.
3.	Apakah materi procedure text sulit untuk dipahami?	Mudah, tidak terlalu sulit

4.	Apakah kamu tertarik mempelajari procedure text?	Tertarik
5.	Apakah kamu memahami tentang materi procedure text tersebut?	Paham. Procedure text itu suatu text yang berisi informasi atau untuk membantu orang lain dalam membuat atau menggunakan sesuatu.
6.	Apakah kamu memahami struktur text dalam procedure text?	Paham, ada goals, materil dan step-step
7.	Apakah kamu memahami unsur kebahasaan yang digunakan dalam procedure text?	Kurang paham, apalagi untuk kata kerja atau tidakam dan kata perintah masih belum terlalu paham.
8.	Apakah kamu pernah membuat procedure text dalam Bahasa Inggris?	Pernah
9.	Apakah kamu memahami apa yang kamu kerjakan?	Saya memahami.
10.	Apakah kamu kesulitan dalam membuat procedure text dalam Bahasa Inggris?	Ada kesulitannya.
11.	Kesulitan apa yang kamu temui dalam membuat procedure text dalam Bahasa Inggris?	Misalnya ada satu atau dua kata yang saya belum tau dalam menerjemahkannya kedalam Bahasa Inggris karena itu jadi susah.
12.	Menurutmu apa penyebab kesulitan kamu?	Karena saya kurang menghapal atau kurang tau soal vocabulary dalam Bahasa Inggris.
13.	Apa yang kamu lakukan jika mengalami kesulitan dalam membuat procedure text dalam Bahasa Inggris?	Bertanya dengan teman, atau membaca kembali materi dan melihat kamus

14.	Bagaimana pengalaman yang kamu dapatkan ketika menulis procedure text dalam Bahasa Inggris?	Saya menjadi lebih tau untuk menggunakan Bahasa asing terutama dalam memberi tahu seseorang cara membuat sesuatu atau cara menggunakan sesuatu.
15.	Apakah guru kamu menjelaskan secara detail tentang cara menulis procedure text?	Guru sudah menjelaskan dengan cukup detail, tetapi karena melalui daring saya jadi lupa.




UNIVERSITAS ISLAM NEGERI
SUMATERA UTARA MEDAN

APPENDIX 4

Documentation

5/16/22, 4:42 PM <https://siselma.uinsu.ac.id/pengajuan/cetakaktif/NzI0ODQ=>



KEMENTERIAN AGAMA REPUBLIK INDONESIA
UNIVERSITAS ISLAM NEGERI SUMATERA UTARA MEDAN
FAKULTAS ILMU TARBIYAH DAN KEGURUAN
Jl. Williem Iskandar Pasar V Medan Estate 20371
Telp. (061) 6615683-6622925 Fax. 6615683

Nomor : B-6046/TTK/TK.V.3/PP.00.9/05/2022 13 Mei 2022
Lampiran : -
Hal : **Izin Riset**

Yth. Bapak/Ibu Kepala SMA Muhammadiyah 1 Medan

Assalamualaikum Wr. Wb.

Dengan Hormat, diberitahukan bahwa untuk mencapai gelar Sarjana Strata Satu (S1) bagi Mahasiswa Fakultas Ilmu Tarbiyah dan Keguruan adalah menyusun Skripsi (Karya Ilmiah), kami tugaskan mahasiswa:


Nama	: Dinda Khairiah
NIM	: 0304182117
Tempat/Tanggal Lahir	: Medan, 11 Juli 2000
Program Studi	: Tadris Bahasa Inggris
Semester	: VIII (Delapan)
Alamat	: Jl. Bromo gg. Taqwa no.15 c Kelurahan Tegal Sari II Kecamatan Medan Area

untuk hal dimaksud kami mohon memberikan Izin dan bantuannya terhadap pelaksanaan Riset di Jl. Utama No. 170 Medan, guna memperoleh informasi/keterangan dan data-data yang berhubungan dengan Skripsi (Karya Ilmiah) yang berjudul:

An Investigation of Lexical Errors in Writing Procedure Text at Tenth Grade of Senior High School

Demikian kami sampaikan, atas bantuan dan kerjasamanya diucapkan terima kasih.

Medan, 13 Mei 2022
a.n. DEKAN
Ketua Program Studi Pendidikan Bahasa Inggris



Digitally Signed
Yani Lubis, M.Hum
NIP. 197006062000031006

Tembusan:
- Dekan Fakultas Ilmu Tarbiyah dan Keguruan UIN Sumatera Utara Medan

info : Silahkan scan QRCode diatas dan klik link yang muncul, untuk mengetahui keaslian surat

<https://siselma.uinsu.ac.id/pengajuan/cetakaktif/NzI0ODQ=> 1/1



PIAGAM PENDIRIAN
NO. 1562/II-10/SU-76/1976

MAJELIS PENDIDIKAN DASAR DAN MENENGAH
PIMPINAN DAERAH MUHAMMADIYAH KOTA MEDAN
SMA MUHAMMADIYAH 1 MEDAN

Alamat : Jalan Utama No. 170 Medan Telepon : 061 - 7365218
NPSN : 10210909 Akreditasi: A
NSS : 304076001043 Website : www.smamsamedan.sch.id



SURAT KETERANGAN

Nomor : 204/KET/III.4-AU/ F/2022

Kepala Sekolah SMA Muhammadiyah 1 Medan Kecamatan Medan Area
Kelurahan Kotamatsum II Propinsi Sumatera Utara, maka dengan ini menerangkan
bahwa :


Nama : Dinda Khairiah
NIM : 0304182117
Program Studi : Tadris Bahasa Inggris

Berdasarkan surat Ketua Program Studi Pendidikan Bahasa Inggris Nomor : B-6046/ITK/ITK.V.3/PP.00.9/05/2022 tanggal 13 Mei 2022 perihal mohon izin, maka dengan ini benar nama tersebut diatas telah melaksanakan Riset di SMA Muhammadiyah 1 Medan dengan judul "*An Investigation of Lexical Errors in Writing Procedure Text at Tenth Grade of Senior High School*".

Demikianlah surat keterangan ini diperbuat dengan sebenarnya untuk dapat dipergunakan seperlunya.

Nashruun minallah wa fathun qoriib.

Wassalamu'alaikum wr.wb.



Abdulrahman, S.Pd
NIM : 1.019.866



SUMA

RI
EDAN



UNIV NEGERI
SUMATERA UTARA MEDAN

RESEARCH INSTRUMENT
WRITING TEST

Name : inon maharani
Class : x - mia 1
Instruction :

Score :
Content : 28
Organization : 19
Vocab : 19
Grammar : 17
Mechanics : 5
Total : 88

1. Choosing one of topics that you like or understand more.
 - a. How to make apple juice.
 - b. How to turn off computer.
 - c. How to make instant noodle.
 - d. How to use camera.
2. Write a procedure text by the topics that you have chosen.
3. Write procedure text based on its generic structure and at least 100 words.
4. Thank you for your participation.

goal : How to make instant noodle.

ingredients :

- one pack of instant noodles
- water.

steps :

- turn on the stove.
- put the pan, fill it with 400cc of water and boil the water.
- after the water is boiled, put in the noodle into the pan.
- cook the noodle.
- after 3 minutes left, turn off the stove.
- prepare a bowl, pour all the seasoning into a bowl.
- then put in the noodle into bowl, mix with the seasoning, and stir well.
- if you want, you can add another garnish.
- finally, your noodle is ready to be served.

Scanned by TapScanner

RESEARCH INSTRUMENT
WRITING TEST

Name : Azmi Aulia Syahputra

Class : X IPA 1

Instruction :

1. Choosing one of topics that you like or understand more.
 - a. How to make apple juice.
 - b. How to turn off computer.
 - c. How to make instant noodle.
 - d. How to use camera.
2. Write a procedure text by the topics that you have chosen.
3. Write procedure text based on its generic structure and at least 100 words.
4. Thank you for your participation.

✳ How to make instant noodle ✳

• material and ingredient :

1. Instant noodle
2. Plate
3. pan
4. spoon and fork
5. cutter
6. 300 ml of water
7. Stove

Steps :

1. First open the instant noodle
2. take out the spice^s
3. Pour the water into the pan
4. Turn on the stove
5. Boil the water until it is boiled
6. After the water^{is} boiled, take the instant noodle and put in the boiled water
7. wait until the noodle is ready

8. After the noodle is ready, put the spice and the noodle on the plate
9. And then stir the noodle and the spice with spoon and fork
10. Yayy, your the instant noodle is ready to serve.
be

Score
Content : 28
Organization : 20
Vocab : 20
Grammar : 18
Mechanics : 5
Total : 91

Scanned by TapScanner

SUMATERA UTARA MEDAN

RESEARCH INSTRUMENT
WRITING TEST

Name: Halwani Rostomy

Class: X MIA 1

Instruction :

1. Choosing one of topics that you like or understand more.
 - a. How to make apple juice.
 - b. How to turn off computer.
 - c. How to make instant noodle.
 - d. How to use camera.
2. Write a procedure text by the topics that you have chosen.
3. Write procedure text based on its generic structure and at least 100 words.
4. Thank you for your participation.

Answer :

How to make Instant Noodle

Materials and Ingredient :

- Instant noodle
- Pen
- Plate
- Cutter
- Spoon and fork
- Water

Steps :

1. Boil the water in the pan about 300 ml
2. Turn off the stove
3. Take the noodle in the water
4. Shit a noodle
5. And put in spice
6. Shit a noodle and the spice with spoon and fork
7. noodle is ready to serve

Score:

Content : 20
 Organization : 13
 Vocab : 11
 Grammar : 11
 Mechanics : 3

Scanned by TapScanner

SUMATERA UTARA MEDAN

RESEARCH INSTRUMENT
WRITING TEST

Name: Astrid Faria

Class: X - MIA 2

Instruction:

1. Choosing one of topics that you like or understand more.
 - a. How to make apple juice.
 - b. How to turn off computer.
 - c. How to make instant noodle.
 - d. How to use camera.
2. Write a procedure text by the topics that you have chosen.
3. Write procedure text based on its generic structure and at least 100 words.
4. Thank you for your participation.

How To make Instant noodle

Ingredients: * Water (1/2 L)

* Instant noodle (pop mie)

* Chile

Materials: * fork * knife

* Cup Instant noodle

- Steps:
- ① First, we ~~must~~ boil 1/2 L water until ^{it's} boiled.
 - ② Second, take a cup instant noodle.
 - ③ Third, cut the flavour instant noodle.
 - ④ ~~fourth~~ fourth, put the flavour to cup instant noodle.
 - ⑤ five fifth, add hot water to a cup ~~instant~~ instant noodle.
 - ⑥ Sixth, add some chilies ^{used} knife
 - ⑦ Seventh, put ~~the~~ chop chile to ~~instant~~ a cup instant noodle.

- ⑧ eight, Mix all ingredients ^{used} fork.
- ⑨ a cup instant noodle ready to serve.

Score:

Content : 22

Organization : 14

Vocab : 15

Grammar : 13

Mechanics : 3

Total : 67

How to make apple juice:

- Material^s:
1. One apple
 2. Blender
 3. a. glass
 4. Sugar
 5. a glass of water
 6. Pipe

Content: 26
 Organization: 14
 Vocab: 18
 Grammar: 13
 Mechanics: 9
 Total: **75**

Intruction: ~~the~~ ~~apple~~

1. Take ^{an} apple
2. The ^{is} ~~Frist~~ wash the apple until dean
3. Slash the apple into ^{it} ~~(sit points)~~
4. Take the blender
5. put half ^a glass of water to the blender
6. Put two table spoon of sugar
7. Put ^{it} the apple to blender
8. Close the blender
9. Tur on the blender
10. wait until some ^{minutes} ~~(minutes)~~
11. put the juice to the glass
12. put pipe to glass
13. the apple juice can ^{the} ~~be~~ ^{the} ~~state~~ served.

Scanned by TapScanner

RESEARCH INSTRUMENT
WRITING TEST

Name : Tengku Syakillah Mahfuz

Class : X MIA 1

Instruction :

1. Choosing one of topics that you like or understand more.
 - a. How to make apple juice.
 - b. How to turn off computer.
 - c. How to make instant noodle.
 - d. How to use camera.
2. Write a procedure text by the topics that you have chosen.
3. Write procedure text based on its generic structure and at least 100 words.
4. Thank you for your participation.

Procedure text :

How to make apple juice.

Ingredients : Material :

- | | |
|-------------------|-------------------|
| a) 2 apple fruits | a) knife |
| b) mineral water | b) <u>blender</u> |
| c) sugar | |

Content : 20
 Organization : 13
 Vocab : 13
 Grammar : 15
 Mechanics : 3
 Total : 64

- 1) first, wash the apple use a clean and fresh water.
- 2) second, cut the apple carefully and throw the seeds.
 → use knife
- 3) and then, prepare the blender and add the apple
- 4) add the sugar and the mineral water.
- 5) and blend all ingredient carefully.
- 6) blend for 3 minute.
- 7) and finally, the apple juice is ready to serve.

RESEARCH INSTRUMENT
WRITING TEST

Name : FANIKRA R. G. J. A. R.

Class : X MA²

Instruction :

1. Choosing one of topics that you like or understand more.
 - a. How to make apple juice.
 - b. How to turn off computer.
 - c. How to make instant noodle.
 - d. How to use camera.
2. Write a procedure text by the topics that you have chosen.
3. Write procedure text based on its generic structure and at least 100 words.
4. Thank you for your participation.

How to make instant noodles

First Boil some water in a pan, Put the noodle in a pan
Cook 3-5 minutes, Strain the noodles, Put the noodle
in a plate. Put the spices in the noodles stir well
the spices. Noodles ready to eat

Content : 13
Organization : 9
Vocab : 8
Grammar : 6
Mechanics : 3

Total : (39)