

REFERENCES

- Ahmed, H. (2016). *Duolingo as a Bilingual Learning App: a Case Study*. Arab word English Journal, 7, 255-267.
- Al-Hosni, S. (2014). *Speaking Difficulties Encountered by Young EFL Learners*. International Journal, 2, 23.
- Ananda, R. (2019). *Improving Students' Speaking Skill Through Cake-Learn English for Free APP*. Academia Edu .
- Anas Sudijono, . J. (2011). *Pengantar Statistic Pendidikan*. Jakarta: Raja Grafindo.
- Anita, N. W. (2019, desember rabu). *Pentingnya menjaga lisan*. hal. 1.
- Annisa Fitria, A. D. (2021). *The Implementation of Cake Application in Learning English Speaking Skills*. International Coference on Education of Suryakencana , 112.
- Ary, D. (2010). *Introduction to research in education:8th (eigth) edition*. USA: Wadsworth Cengage Learnin.
- Ayu Octavia, N. R. (2022). *The effectiveness of using cake application in improving students' speaking skills*. Jurnal Kajian Bahasa, sastra indonesia dan pembelajarannya .
- Bazira, R. (2021). *Investigating the Role of the "Cake Application" in Enhancing English foreign Language Learners' Speaking Skill The Case of First Year Students of English at Biskra University*. Aljazair-Arab Saudi: Master Thesis.
- Blankenship, D. C. (2010). *Applied Research and Evaluation Methods*. USA: Human Kinestics.
- Brown. (2004). *Language Asserssment: Principles and Classroom Practice*. San Fransisco: Longman.
- Creswell, J. W. (2012). *Educational Research : Planning, Conducting and Evaluating Quantitative and Qualitative Research*. Bostom: Pearson Education.
- Cuellar, D. Y. (2018). *The Use of Plotagon to Enhance the English Writing Skill in Secondary School Students*. Teachers' Professional Development, 21, 139.


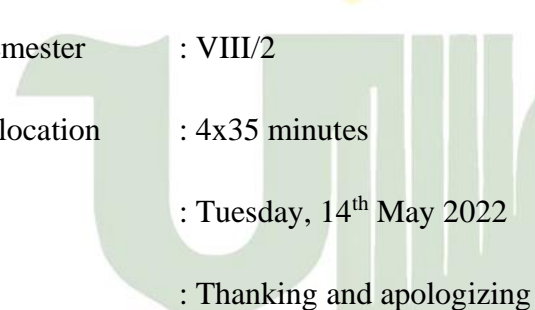
- Danzalan, A. (2016). *Improving the students' speaking skill through debate technique*. Journal of English Education , p.70.
- Donald Ary, L. C. (2010). *Introduction to Research in Education*. USA: Wadsworth Cengage Learning.
- Fitria, A. (2021). *the implementation of cake application in learning speaking skill skills*. *Education of Suryakencana* .
- Greene. (1963). *Coomunication naturally in a second language*. New York: Cambridge University.
- Hamdani, H. (2022). *Students' perception on the use cake application to improve speaking skill*. *Journal of Applied Linguistics and Literacy*, 6.
- Harner, J. (2007). *The Practice of English Language Teaching*. Longman: Pearson Education Limited.
- Harris, D. P. (1969). *Testing English as a second language* . New York: McGraw-Hill.
- Hussain, S. (2018). *Teaching Speaking Skills in Communication Classroom*. *International of Journal of media, Journalism and mass communication* , 15.
- Imran, H. &. (2018). *Students' perception on the implementation of orai application in cll mrthod in teaching speaking*. *JEELS* , 2.
- Mataniari, C. 2019. *What are The Advantages and The Disadvantages in learning online*. Hipwee. Jakarta
- Nackal. (2016). Problems and difficulties of speaking that encounter English language students at al Quds open University. *International Journal of Humanities and social science invention*, 5 (12), 100-101.
- Nuraeni, Y. (2020). *The use of cake application in teaching speaking to senior high school's students*. *Bogor English student and teacher (BEST)* , 167.
- Puniman, A. (2018). *Keutamaan menjaga lisan dalam perspektif hukum islam*. *Jurnal yustitia* , 214.
- Raba'ah. (2005). *Communication Problems Facing Arab Learners of English*. *Journal of Langugae and learning*, 3, 24.
- Ratih Saltri Yudar, D. T. (2020). *Movie as a helper for students' pronunciation in speaking skill class*. *Journal of english language studies* , 16.

- Richard, J. C. (2008). *Teaching listening and Speaking*. Cambridge: Cambridge University Press.
- Sugiono. (2012). *Metode Penelitian Kuantitatif dan Kualitatif*. Bandung: CV Alfabeta.
- Sugiyono. (2017). *Metode penelitian kuantitatif, kualitatif, dan R&D*. Bandung: Alfabeta.
- sugiyono. (2018). *Metode Penelitian Pendidikan (Pendekatan Kuantitatif, Kualitatif, dan R&D)*. Bandung: Alfabeta.
- Suryani, A. S. (2021). *The implementation of Cake Application for Speaking English in Online Learning*. English education study program , 295.
- Techopedia. (2020). *Mobile Application*. <https://www.techopedia.com/definition/2953/mobile-application-mobile-app>.
- Woro Kusmaryani, B. M. (2019). *The influence of mobile applications on students' speaking skill and critical thinking in English language learning*. Journal of physics:conference series , 1-2.
- Yanthi, N. &. (2020). *The use of cake application in teaching speaking to senior high school's students*. Bogor English Student and teacher (BEST) , 167.

Appendix I

Lesson plan of experimental class and controlled class

LESSON PLAN I (RPP) (Experimental Class)



Subject : English
Class/Semester : VIII/2
Time Allocation : 4x35 minutes
Date : Tuesday, 14th May 2022
Topic : Thanking and apologizing

A. Core Competencies

- KI 1 : Appreciate and observe the teachings of the religion.
- KI 2 : Appreciate and observe honest behavior, discipline, responsibility, caring (tolerance, mutual cooperation), polite, confident, in interacting effectively with the social environment and the natural range of association and existence.
- KI 3 : Understanding knowledge (factual, conceptual, and procedural) based on their curiosity about science, technology, art, culture related to visible phenomena and events.
- KI 4 : Trying, processing, and presenting in the concrete realm (using, parsing, assembling, modifying, and creating) and abstract realms (writing, reading, counting, drawing, and composing) according to what is learned in school and other sources from the same point of view/theory.

B. Basic competencies

- 1.1 Grateful for the opportunity to learn English as the language of instruction for international communication which is manifested in the spirit of learning.
- 2.1 Demonstrate polite and caring behavior in carrying out interpersonal communication with teachers and friends
- 3.1 Understand social functions, text structures, and linguistic elements in expressions thank you and apologies and the response, according to the context its use.
- 4.1 Compose simple spoken texts to pronounce and respond to greetings and Say goodbye, thank you, and apologize by paying attention to the correct and contextual function, social, text structure, and linguistic elements.

C. Learning objectives

1. Enthusiastic in carrying out every activity in learning English
2. Serious in carrying out every activity in learning English.
3. Can Express Thanking and Apologizing to teachers and friends using English that is grateful.
4. Can answer questions or explain friends who do not understand the context/materials of thanking and apologizing and their responses.
5. Can arrange conversations that involve expressions of gratitude and apologies and their responses according to the context.

D. Learning materials

Elements of Language

The linguistic elements of greeting and goodbye expressions are:

THANKING RESPONSES	RESPONSE
thank you	You are welcome
Thank you so/very much Thanks	My pleasur
Thanks for your understanding	My Pleasure
Thanks A lot	You're welcome

Thank you for the compliment	That's nice of you to say
------------------------------	---------------------------

APOLOGIZING RESPONSES	RESPONSE
I am sorry	It's okay
I am really sorry	That's fine
I apologize	never mind
I do apologize	I do apologize
Forgive me	Don't mention it

E. Learning Method

Cooperative method

F. Learning Resources

1. Media : Cake Application
2. Tools/Materials : Speaker, Whiteboard and marker.

G. Learning Resources

1. Ministry of Education and Culture 2014. English "When English Rings the Bell" SMP/MTs Class VII. Jakarta: Ministry of Education and Culture.
2. <https://www.classpintar.id/blog/edutech/RANGE-magic-words-thanking-and-apologizing-6601/>

H. Learning steps


Preliminary activities
1) Great a friendly greeting to students when entering the classroom and say "Bismillah" to start the meeting in the classroom.
2) Checking the students' attendance
3) Give information about the purpose and benefit of learning the material to be learned.
4) The teacher motivates students to explore their speaking skills and be more active in the learning process.

5) The teacher will explain the material related to apologizing and thanking expressions that use in learning activity in daily life.
Core activities
1) The teacher will explain the material related to thanking and apologizing expressions in learning activity by cake application.
2) The teacher will ask the students to play their Cake Application on their Smartphone.
3) Teacher stimulus in the form of giving material
4) Teacher divides students to be 20 groups
5) The teacher asks students to listen how the native speaker's said and after that repeats the pronunciation of each sentence.
6) Teacher asks students to do the exercise and practice their speaking in Cake Application about 10 minutes.
7) Teacher gives suggestion or appreciation to the students at the end of the work
8) After the completion of the material today, the teacher asks the students again whether they are understand with the lesson.
9) The teacher asks students' difficulties at the lesson.
Closing Activities
1) The teacher conveys a lesson plan for the next meeting to cultivate students' curiosity to read.
2) The teacher conveys the students to play their Cake Application at home, or everywhere.
3) Teacher explains the conclusion and gives reflection about the material for today.
4) Teacher closes the meeting with said “Alhamdulillah” and greeting.

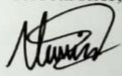
I. Evaluation

1. Skill Competence
 - a. Assessment Technique: Oral test
 - b. Instrumental Form: practicing Conversation
 - c. Grille:


No	Indicator	Number of Questions	Question Item Number
1	Students practice conversations with their classmates, involving expressions of gratitude and accepting apologies through a cake application.	20	20
	AMOUNT	20	20

Agreed by
English Teacher

(Amiruddin S.pd)

Medan, 14th May 2022

Researcher,

(Nurya Adilla)

Approved by
Headmaster of MTS Babul Ulum



LESSON PLAN II (RPP)

(Controlled Class)

Subject : English
Class/Semester : VIII/2
Time Allocation : 4x35 minutes
Date : Tuesday, 12th May 2022
Topic : Hope and Wish Expression

A. Basic competencies

- 3.1 Applying social functions, text structure, and linguistic elements of oral and written interpersonal interaction texts that involve expressing hope, congratulating prayers on happiness and achievement, and responding to them, according to the context of their use.
- 4.1 Compose a very short and simple oral and written interpersonal interaction text that involves the act of expressing hope, prayer, and congratulations on a happiness and achievement, and responding to it, taking into account social functions, text structure, and linguistic elements that are correct in context.

B. Learning objectives

Through this learning, students are expected to be able to:

1. Mention the correct sentence of hope/prayer.
2. Answer questions related to wishes/prayer appropriately.
3. Make a hope/prayer conversation text with a creative attitude, and full of responsibility.

C. Teaching Method

Cooperative Method

D. Media and Learning Tools

1. Speaking video of hope and wish expression.
2. Smartphone.
3. Relevant textbooks.

E. Learning Activity Steps


Preliminary activities
6) Great a friendly greeting to students when entering the classroom and say “Bismillah” to start the meeting in the classroom.
7) Checking the students' attendance.
8) Give information about the purpose and benefit of learning the material to be learned.
9) The teacher motivates students to explore their speaking skills and be more active in the learning process.
Core activities
1) The teacher will explain the material related to hope and wish expression in learning activity.
2) Discuss materials with students.
3) Familiarize students with various short functional of oral text.
4) Facilitating the students through the assignment of doing exercises on the statement expression in a Paper to be individually.
5) Provide feedback to students by giving reinforcement in verbal form to students who have completed their work.
6) Confirms the work done by the students through book sources.
Closing Activities
1) Facilitate students to reflect to get the learning experience that has been done.
2) Provide motivation to students who are less and cannot follow in this material.
3) Students are asked to make a summary of the material.
4) Teacher and students reflect on activities that have been implemented.
5) Teacher explains the conclusion and gives reflection about the material for today


6) Teacher closes the meeting with said “Alhamdulillah” and greeting.

F. Evaluation

1. Skill Competence
 - a. Assessment Technique: Oral test
 - b. Instrument Form: Practicing conversation
 - c. Grille:

No	Indicator	Number of Questions	Question Item Number
1	Students practice conversations with their classmates, involving the expressions Hope and Wish.	20	20
	AMOUNT	20	20

Agreed by
English Teacher

(Amiruddin S.pd)

Medan, 12th May 2022
Researcher,

(Nurya Adilla)

Approved by
Headmaster of MTs Babul Ulum



Appendix II

Instrument of Test

Tes Kemampuan Berbicara / Speaking Ability Test

Waktu : 30 Menit

Petunjuk Umum : Tuliskan nama dan kelas anda pada lembar soal!

Bacalah setiap kalimat ekspresi secara seksama dan berlatih bagaimana cara dalam pengucapan setiap kalimat tersebut !

Praktikkan setiap kalimat ekspresi kedepan kelas dengan teman sebangkumu!

Periksa kembali jawaban anda sebelum mengumpulkan kepada panitia !

Tes ini tidak mengurangi nilai UTS atau UAS anda !



UNIVERSITAS ISLAM NEGERI
SUMATERA UTARA MEDAN

CONTROLLED CLASS

How the way to express this expression below:

Name :

Class : VIII

'HOPE & WISH'

1. I hope you feel better soon
(saya harap kamu segera sembuh)
2. I hope to see you guys soon
(saya harap dapat segera melihat kalian)
3. I hope I didn't get ripped off
(saya harap saya tidak ditipu)
4. I hope everything is going to be better next year
(Aku berharap semuanya akan menjadi lebih baik tahun depan)
5. I hope I pass the test
(Saya harap aku lolos tesnya)
6. I hope you're hungry
(kuharap kamu lapar)
7. I hope it doesn't rain later
(saya berharap nanti tidak hujan)
8. I hope we'll see you again someday
(saya harap kita akan bertemu lagi suatu hari nanti)
9. I hope you enjoyed your day off
(kuharap kau menikmati hari liburmu)
10. I hope you went to the restaurant I recommended
(Saya berharap and pergi ke restoran yang saya rekomendasikan)
11. I wish I can say Spanish
(saya harap saya bisa berbicara spanyol)
12. Oh, I wish it weren't raining, I want to go for a walk
(oh, seandainya tidak hujan, aku ingin jalan-jalan!)

13. I wish people wouldn't smoke in the street
(saya berharap orang-orang tidak merokok di jalan)
14. I wish to speak to your manager
(saya ingin berbicara dengan manager anda)
15. I wish I were taller
(Saya Berharap saya lebih tinggi)
16. I wish he would talk more
(Saya berharap dia mauberbicara lebih banyak)
17. I wish I had been as strong as you are
(Aku berharap aku sekuat kamu)
18. I wish you were real
(Aku berharap kamu nyata)
19. I wish I didn't have so much homework
(Aku harap aku tidak punya banyak PR)
20. I wish I could go home and take a nap
(aku berharap bisa pulang dan tidur siang)

EXPERIMENT CLASS

How the way to express this expression below:

Name :

Class : VIII

‘THANKING & APOLOGIZING’

1. Thank you
(terima kasih)
2. I appreciate it
(aku sangat menghargainya)
3. Thank you for being my friend
(Terima kasih telah menjadi temanku)
4. You're the best
(kamu yang terbaik)
5. We're happy to help you
(Kami senang membantumu)
6. No need to thank me
(Tidak perlu berterima kasih padaku)
7. I owe you one
(aku berutang budi padamu)
8. Thanks a lot
(makasih banyak)
9. Thank you for the compliment
(Terima kasih atas pujiannya)
10. Thanks for your understanding
(Terima kasih atas pengertian anda)
11. It slipped my mind
(Aku lupa)
12. How could you do this?
(Bagaimana bisa kamu melakukan ini?)
13. I apologize
(saya minta maaf)
14. It's my fault
(ini salahku)
15. Forgive me
(Maafkan aku)
16. I'm sorry about last night

- (Aku minta maaf soal semalam)
17. Sorry about the delay
(Maaf atas keterlambatannya)
18. I'm sorry to trouble you
(maaf sudah merepotkanmu)
19. I apologize for the inconvenience
(Aku minta maaf atas ketidaknyamanannya)
20. I want to apologize in advance
(aku minta maaf sebelumnya)



Appendix III

List of the students' names in Experiment class and controlled class

List of The Students' Names in Experimental Class

No.	Name	Initial	Sex
1.	Amanda Syahfitri	AS	F
2.	Anggara	AG	M
3.	Aqila Nazifah	AN	F
4.	Bayu Pramana	BP	M
5.	Dendi Tata Pradita	DTP	M
6.	Dimas Pratama	DP	M
7.	Fahzi Nul	FN	M
8.	Frisco H. Sirait	FHS	M
9.	Humairoh Zahra	HZ	F
10.	Kanayah Amanda	KA	F
11.	M. Ridho Aryoga	MRA	M
12.	MHD. Lutfika Rizki	MLR	M
13.	MHD. Rian Marsha	MRM	M
14.	Miftahul Rizki	MR	M
15.	Muhammad Ridho Aryoga	MMW	M
16.	Muhammad Abrar	MA	M
17.	Muhammad Danu Saputra	MDS	M
18.	Muhammad Idris	MI	M
19.	Muhammad Suja	MS	M
20.	Nasywa Adelia BR. Ritonga	NABR	F
21.	Niza Lutfi Syafia	NLS	F
22.	Piona Saskia	PS	F
23.	Rabiyul	RL	F
24.	Rafa Sam Riski Lubis	RSRL	M

25.	Rizki Ananda	RA	M
26.	Rizky Zuwanda	RZ	M
27.	Safa Aruna	SA	F
28.	Sayed Amart Rendika	SAR	M
29	Shilka Ishana	SI	M
30.	Siti Nurfadilah	SN	F
31	Syahwa Elfira LBS	SEL	F
32.	Zulhilmi Manik	ZM	M

Total of Male Students = 21

Total of Female Students = 11



List of The Students' Names in Controlled Class

No.	Name	Initial	Sex
1.	Abdullah Rasyid	AR	M
2.	Ahmad Febrian	AF	M
3.	Alfiansyah Pratama	AP	M
4.	Al-Hafiz Zulfama Usman	AHZU	M
5.	Balqis Ramadhani	BR	F
6.	Daffa Edria Mardhani	DEM	M
7.	Dwi Agustina	DA	F
8.	Dwi Natasya	DN	F
9.	Eliza	EL	F
10.	Farhansyah	FH	M
11.	Habib Maulana	HM	M
12.	Humairah	HU	F
13.	Ilham	I	M
14.	Jihan Khalilatul Mahfuza	JKM	F
15.	Keila Rangkuti	KR	F
16.	Laras	L	F
17.	M. Raffi Fauzan	MRF	M
18.	M. Raffi Fauzi	MRF	M
19.	M. Raka Ramadhan	MRR	M
20.	Muhammad Anugerah Sidiq	MAS	M
21.	Muhammad Fatih Muafi	MFM	M
22.	Muhammad Alfarizi	MA	M
23.	Muhammad Iqbal	MI	M
24.	Muhammad Rizki Akhbar	MRA	M
25.	Mutzia Zahra Harahap	MZH	F
26.	Naysila Ruhma	NR	F
27.	Nurul Aufifa	NA	F

28.	Putri Ramadhani	PR	F
29	Rasya Dwi Mustofa	RDM	F
30.	Salsabila Anjani	SA	F
31	Suci Nurmala	SN	F
32.	Zia Ulhaq	ZA	M

Total of Male Students = 17

Total of Female Students = 15



Appendix IV

The Result of Students' Speaking Test

The Student's scores of Pre-test and Post-test Experimental Class

No.	Initial	Pre-Test	Post-Test
1.	AS	60	85
2.	AG	60	85
3.	AN	70	95
4.	BP	50	70
5.	DTP	50	80
6.	DP	40	60
7.	FN	50	60
8.	FHS	75	95
9.	HZ	80	95
10	KA	60	85
11.	MRA	70	95
12.	MLR	70	90
13.	MRM	60	80
14.	MR	65	80
15.	MMW	50	80
16.	MA	60	70
17.	MDS	65	80
18.	MI	65	80
19.	MS	80	95
20.	NABR	70	95
21.	NLS	60	80
22.	PS	50	90
23.	RL	60	90
24.	RSRL	50	60

25.	RA	60	80
26.	RZ	60	80
27.	SA	60	90
28.	SAR	70	95
29.	SI	60	80
30.	SN	70	90
31.	SEL	60	90
32.	ZM	60	95
	TOTAL	1970	2675
	MEAN SCORE	61,6	83,6
	MEDIAN	60	85
	MODE	60	80
	VARIANCE	84,58	111,67
	STANDARD DEVIATION	9,19	10,56
	MAXIMUM SCORE	80	95
	MINIMUM SCORE	40	60

The Student's scores of Pre-test and Post-test Experimental Class


No.	Initial	Pre Test	Post-Test
1.	AR	50	50
2.	AF	50	60
3.	AP	40	80
4.	AHZU	40	60
5.	BR	50	70
6.	DEM	60	60
7.	DA	40	50
8.	DN	50	60
9.	EL	60	80
10.	FH	60	60
11.	HM	50	70
12.	HU	40	60
13.	I	60	70
14.	JKM	60	70
15.	KR	60	80
16.	LS	40	60
17.	MRF	50	70
18.	MRF	40	70
19.	MRR	50	60
20.	MAS	60	80
21.	MFM	50	60
22.	MA	60	85
23.	MI	50	60
24.	MRA	50	70
25.	MZH	60	70
26.	NR	60	60

27.	NA	60	85
28.	PR	60	70
29	RDM	80	80
30.	SA	50	70
31	SN	50	70
32.	ZA	60	70
	TOTAL	17000	2170
	MEAN SCORE	53,13	67,8
	MEDIAN	50	70
	MODE	60	70
	VARIANCE	80,24	87
	STANDARD DEVIATION	8,95	9,32
	MAXIMUM SCORE	80	85
	MINIMUM SCORE	40	50

Appendix V

SURAT IZIN MELAKUKAN PENELITIAN

5/11/22, 8:55 PM <https://siselma.uinsu.ac.id/pengajuan/cetakaktif/NjcwNzg=>



**KEMENTERIAN AGAMA REPUBLIK INDONESIA
UNIVERSITAS ISLAM NEGERI SUMATERA UTARA MEDAN
FAKULTAS ILMU TARBIYAH DAN KEGURUAN
Jl. Williem Iskandar Pasar V Medan Estate 20371
Telp. (061) 6615683-6622925 Fax. 6615683**

Nomor : B.3088 /ITK/ITK.V.3/PP.00.9/03/2022 09 Maret 2022
Lampiran : -
Hal : Izin Riset

Yth. Bapak/Ibu Kepala MTs Babul Ulum Pajak Rambe

Assalamualaikum Wr. Wb.

Dengan Hormat, diberitahukan bahwa untuk mencapai gelar Sarjana Strata Satu (S1) bagi Mahasiswa Fakultas Ilmu Tarbiyah dan Keguruan adalah menyusun Skripsi (Karya Ilmiah), kami tugaskan mahasiswa:


**Nama : Nurya Adilla
NIM : 0304182103
Tempat/Tanggal Lahir : Medan, 26 Februari 2000
Program Studi : Tadris Bahasa Inggris
Semester : VIII (Delapan)
Alamat : YP Hijau LRG Kayu Sepang LK XI Kelurahan LABUHAN DELI
Kecamatan MEDAN MARELAN**

untuk hal dimaksud kami mohon memberikan Izin dan bantuannya terhadap pelaksanaan Riset di Jl. Pajak Rambe No. 58 Martubung Kec. Medan Labuhan, Kota Medan, Sumatera Utara 20252, guna memperoleh informasi/keterangan dan data-data yang berhubungan dengan Skripsi (Karya Ilmiah) yang berjudul:

The Effect of Cake Application in the Students' Speaking Ability at the Eighth Grade at MTs Babul Ulum-Pajak Rambe

Demikian kami sampaikan, atas bantuan dan kerjasamanya diucapkan terima kasih.

Medan, 09 Maret 2022
a.n. DEKAN
Ketua Program Studi Pendidikan Bahasa Inggris




Digitally Signed
Yani Lubis, M.Hum
NIP. 197006062000031006

Tembusan:
- Dekan Fakultas Ilmu Tarbiyah dan Keguruan UIN Sumatera Utara Medan

Info : Silakan scan QR code diatas dan klik link yang muncul, untuk mengetahui keaslian surat

Appendix VI

SURAT BALASAN IZIN PENELITIAN

**YAYASAN PENDIDIKAN ISLAM BABUL 'ULUM
MADRASAH TSANAWIYAH**

Alamat : Jl. Masjid Pajak Rambe Kel. Martubung Medan Labuhan Hp : 0852 7277 8092 / 0852 9673 1988

Nomor : 448 /MTs.S / B.U / P-ML / 2022
Lamp : -
Prihal : Research
Medan, 28 Mei 2022

Kepada Yth .
UNIVERSITAS ISLAM NEGERI SUMATERA UTARA
Fakultas Ilmu Tarbiyah dan keguruan
Di - Tempat .

Assalamualaikum Wr.Wb.


Dengan hormat , Sesuai dengan permohonan mahasiswi saudara pada tanggal 09 Maret 2022 untuk mohon izin risearch , maka dengan ini kami terangkan bahwa mahasiswi saudara tersebut :

Nama : **Nurya Adilla**
T.Tgl. Lahir : Medan, 26 Februari 2000
NIM : 0304182103
Prog. Study : Tadris Bahasa Inggris

Benar telah mengadakan risearch guna mendapatkan informasi / keterangan data-data yang berhubungan dengan penyusunan skripsi yang disusun oleh bersangkutan pada Madrasah MTs.S BABUL 'ULUM Pajak Rambe Medan Labuhan dengan judul skripsi :

" The effect of cake applicaation in the student's speaking Ability at the eighth grade at MTs. Babul Ulum Pajak Rambe ".

Demikian surat ini kami perbuat dengan sebenarnya untuk dapat dipergunakan dengan seperlunya .

Ka. MTs. BABUL 'ULUM

Drs. WALUYO

Appendix VII

DOCUMENTATION



Picture 1. The students in controlled class was learning English without using Cake Application



Picture 2. The researcher taught how the way to express the expression in controlled class without cake Application



Picture 3. The students in controlled class were learning English by a group.




Picture 4. The students in controlled class practiced their speaking ability by a group without using cake application



Picture 4. The researcher taught English in Experimental class by using Cake Application



Picture 5. The students in Experimental class was learning English by playing
Cake Application



Picture 6. The students in experimental class Practiced their speaking by using
 SUMATERA UTARA MEDAN
 Cake Application



Picture 7. Last meeting by using Cake Appkication

Appendix VIII

BIOGRAPHY

Personil Detail

Name : Nurya Adilla

Place and Date of Birt : Medan, 26th
Februari 2000

Address : JL.
YoungPanah Hijau. Gg. Kesian LK. XI

Gender : Female

Religion : Islam

Citizenship : Indonesia

Status : Single

Phone Number : 082167764643

Email : Nuryaadillaa@gmail.com



Education Background

TK Nurul Namira	2005-2006
SD Negeri 060949	2006-2011
SMP Negeri 39 Medan	2011-2014
SMA Negeri 9 Medan	2014-2017
Universitas Islam Negeri Sumatera Utara	2018-2022